

Dances for November 16, 2025

Ottawa Sunday Workshop

Video: The Pika

The Pika

32 bar Jig for 3 couples

Suggested Music: The Merry Dancers (RSCDS Book 4-2)

1 – 8 1st couple casts behind their own lines, meets below the third couple, dances up the middle to the top, and casts to second while couple 2 steps up.

9 – 12 Half diagonal mixed chain with first corners. 1st couple changes by the right hand to face their first corner positions while the first corners dance around to their right to second place. 1st couple turns first corners one half by the left hand. (This is similar to half of a ladies' chain but danced on the first diagonal.)

13 – 16 1st couple dances half a figure eight, the lady up and the man down, while the first corners dance counter clockwise to second place and change by the right hand to the opposite corner.

17 – 20 Half diagonal mixed chain with second corners. 1st couple changes by the left hand to face their second corner positions while second corners dance around to their left to second place. 1st couple turns second corners one half by the right hand. (This is similar to half of a men's chain but danced on the second diagonal.)

21 – 24 1st couple dances half a figure eight, the lady down and the man up, while the second corners dance clockwise to second place and change by the left hand to the opposite corner.

25 – 28 1st couple dances half diagonal rights and lefts with first corners, the lady up and the man down.

29 – 32 1st couple dances half diagonal rights and lefts with

second corners, the lady up and the man down.

The dance repeats having progressed one place. Couple 1 ends the first time of the dance facing out to simplify the cast behind their lines.

The dance was devised by Jeff Davis to be performed on the top of Pikes Peak where the SCD of Colorado set a high altitude record for Scottish country dancing. The author hoped that there might be enough other total idiots who would want to dance a jig as well as the planned strathspey at that elevation. Small and rabbit-like, the pika can be found scurrying through the rocks at high altitude gathering and storing the tundra grasses in little hay stacks for the coming winter.

© June 1995, Jeff Davis

No Video

SUSAN'S SOUVENIR

32 bar strathspey for 3 couples in a 3-couple set

Devised by Tim Wilson draft August 20, 2011

1-8 1st and 2nd couples dance the Tournee.

9-16 1st woman with 2nd couple, and 1st man with 3rd couple dance right hands across; 1st woman with 3rd couple, and 1st man with 2nd couple dance left hands across ("teapots"). On bar 16, 1st couple pass left shoulders to face 1st corners.

17-24 1st couple set to corners and partner ("hello-goodbye"), on bars 23-24, 1st couple dance a petronella turn to second place own side.

25-32 1st and 3rd couples dance the Tourbillon.

Ends 312. New 1st and 2nd couples ready to begin.

Tune: McOwens' Farewell (Susan Worland)

Note: Susan Worland Bentley was moved to make recording in memory of her mother and good friends who have passed away. The theme of the project was farewells and remembrance. The dance was written at Susan's request to accompany a 3x32 strathspey she was planning to record.

©2011 by Tim Wilson. All rights reserved. Permission is granted for verbatim reproduction and non-profit distribution of this leaflet, provided that this notice remains intact.

No Video

Captain Campbell's Hornpipe

(alt. Black Pete's Reel)

Craig Williams, September 2025

1 – 8 1st couple, near hands joined, dance down the middle and up, dividing to dance behind 3rd couple into 2nd place. 2nd couple step up on bars 3 – 4.

9 – 10 2nd, 1st & 3rd couples set.

11 – 12 All corners petronella turn one corner position anticlockwise. 1st couple set advancing to finish back to back facing own side.

13 – 14 1st couple with 1st and 2nd corners set as in double triangles,

15 – 16 All corners petronella turn one corner position anticlockwise. 1st couple set moving round back to back to finish facing opposite sides.

17 – 20 1st couple with dancers in 1st corner position dance a diagonal 1/2 reels of 4. 1st couple pass right shoulders to face 2nd corner position

21 – 24 1st couple with dancers in 2nd corner position dance a diagonal 1/2 reels of 4. 1st couple finish in 2nd place on own

sides.

25 – 32 2nd, 1st & 3rd couples circle 6 hands round and back.

Captain Peter “Black Pete” Campbell (1846-1915) – his thick dark beard and fierce looking earned him his nickname – was known for taking daring risks at sea and for pushing ships’ boilers and steam engines to their limits, and beyond. He was captain of the of the Manitoulin, a wooden steamer, when it was on a run from Killarney to Manitowaning, on May 18, 1882, and a fire broke out in the engine room. After running the ship ashore, he cut a large hole in the hull to allow water inside and extinguish the flames. The ship was rebuild and renamed Atlantic.

Video: The Flying Spur

The Flying Spur

John Drewry, The Canadian Book
for Jackie Johnstone of Dumfries
the Johnstone Clan Crest bears a winged spur.

Jig – 3 couples – 32 bars

Tune – “Captain White” S.C.D. Music for Books 8-14, Winifred Bird Matthew, page 13.

Kerr’s 1st @ollection of Merry Melodies for the Violin, page 28.

1 – 4 1st couple, giving right hands in passing, cross over and cast off to second place on opposite sides. (2nd couple step up on Bars 3-4)

5 – 8 1st man dances up between 2nd couple and casts off to second place on his own side; 1st lady dances down between 3rd couple and casts up to second place on her own side; meanwhile 2nd and 3rd couples set, then, giving right hands to partners, cross over and stay facing out.

9 – 16 1st man dances & reel of three on the men's side with 2nd and 3rd ladies; he begins by passing 3rd lady by the right.

1st lady, similarly, dances a reel of three on the ladies' side with 2nd and 3rd men; she begins by passing 2nd man by the right.

At the end of the reels:

- 1st man dances down to finish in the centre of the dance in third place facing up
- 1st lady dances up to finish in the centre of the dance in top place facing down;
- 2nd couple dance out and down, while 3rd couple dance out and up to meet the other lady or man on the side lines (wrong sides) and join nearer hands.

17 – 20 1st couple set to one another, then turn petronella-wise into second place on wrong sides; 2nd and 3rd couples cross to own sides, the ladies passing under an arch made by the men, then 2nd couple dance out and up into top place, while 3rd couple dance out and down to third place.

21 – 24 2nd, 1st and 3rd couples turn partners by the right hand. 2nd and 3rd couples return to own sides to finish facing down and up the dance, while 1st couple finish in the centre of the dance, still on wrong sides, facing down.

25 – 32 1st couple dance down between third places, cast up to second place on wrong sides, they lead up between top places crossing over to own sides and cast off to second place. Meanwhile 2nd and 3rd couples dance rights and lefts beginning by changing places on the sides with right hands, and then crossing the dance giving left hands to partners.

Repeat, having passed a couple,

Dances for June 18, 2025

Ottawa Summer Class

Video: Whigmaleeries

Whigmaleeries

RSCDS Imperial Book of Scottish Country Dances, Vol. 1-3
32-bar reel for three couples in a four-couple longwise set

1 – 4 1st couple set advancing and turn right about on the spot.

5 – 8 1st couple slip down the middle to below 3rd couple and cast up to second place on own sides. 2nd couple step up on bars 7-8.

9 – 12 2nd couple and 1st woman, 1st man and 3rd couple dance right hands across once round to finish 1st couple left shoulder to left shoulder in the middle of the set.

13 – 16 1st couple dance out and cast to the left around second corners to meet in the middle of the set and, taking promenade hold, face the women's side.

17 – 20 1st couple with 3rd couple dance a half reel of three across the set. To begin, 1st couple pass 3rd woman by the right and finish in the middle of the set facing up.

21 – 24 1st man with 2nd man and 3rd woman, 1st woman with 2nd woman and 3rd man dance half reels of three on sides, 1st couple dancing out and up to begin. 1st couple finish in the middle of the set, facing the men's side in promenade hold, 1st woman on partner's left.

25 – 28 1st couple with 3rd couple dance a half reel of three across the set at first place. To begin, 1st couple pass 3rd woman by the right and finish in the middle of the set facing down.

29 – 32 3rd, 1st and 2nd men, 3rd, 1st and 2nd women dance half reels of three on own sides, 1st couple dance out and down to begin and curve in to finish in second place on own sides.

Repeat, having passed a couple.

Devised by Derek Ivory.

Whigmaleerie –a whim, fanciful notion, fad

Scottish National Dictionary Association Ltd, Concise Scots Dictionary, 1985

No Video

The Crooket-Horned Ewie

RSCDS Book 14

32-bar strathspey for three couples in a four-couple longwise set

1 – 4 1st couple lead down, cross over below 2nd couple and dance behind 3rd couple into third place on opposite sides, 2nd and 3rd couples step up on bars 3-4.

5 – 8 2nd couple lead down, cross over below 3rd couple and dance behind 1st couple into third place on opposite sides. 3rd and 1st couples step up on bars 7-8.

9 – 12 3rd couple lead down, cross over below 1st couple, dance behind 2nd couple into third place on opposite sides. 1st and 2nd couples step up on bars 11-12.

13 – 16 1st, 2nd and 3rd couples, giving both hands, turn partner one and a half times to own sides.

17 – 24 1st couple lead down, cross over below 2nd couple and dance behind 3rd couple to meet, lead up, crossing over to own sides at the top, and cast off to second place. 2nd couple step up on bars 23-24.

25 – 28 1st couple dance down between 3rd couple, divide and cast up to second place on own sides.

29 – 32 2nd, 1st and 3rd couples, giving both hands, turn partners once round.

Repeat, having passed a couple.

Original tune: The crooked horned Ewie (Gow, 1799)

No Video

Hidden Village

A 32 bar jig for 2 couples

Craig Williams, May 2025

1 – 4 1st couple dance in towards each other and cast off one place. 2nd couple step up on bars 3 – 4

5 – 8 1st couple cross up between 2nd couple and dance a 1/2 figure of eight around 2nd couple.

9 – 16 1st & 2nd couple Four hands across and back. 1st & 2nd men stay facing out.

17 – 24 1st & 2nd couples dance a ladies chain. 1st man stay facing out

25 – 30 1st man, followed by 1st woman, casts to up, around 2nd woman and dances across the top of the set. 1st man casts off on the men's side to 2nd place, while 1st woman dances down the middle to 2nd place on the women's side

31 – 32 1st & 2nd couples set.

Some of the native bands fleeing the Mohawk may have ended up in the Matawatchan area. The word Matawatchan meant "hidden village" in the Algonquin language. If the village was hidden then it was hiding from something. Historically, it was most likely hidden from the Mohawks who had driven most of the Algonquin from the Ottawa Valley.

Video: Tiptoe and sway

Tiptoe and sway

John Bayly, Imperial Book Vol. 3

32-bar reel for three couples in a four-couple longwise set
(Note)

1 – 4 1st couple, giving right hands, turn once round and cast off one place. 2nd couple step up on bars 3-4.

5 – 8 2nd, 1st and 3rd couples, giving right hands to partners, turn once round. 2nd and 1st couples cast off one place while 3rd couple lead up to first place and face out.

9 – 16 3rd and 1st couples dance a double figure of eight. To begin, 3rd couple cast off and 1st couple cross up between 2nd couple.

17 – 20 3rd couple, giving right hands, turn once round and cast off one place. 2nd couple step up on bars 19-20.

21 – 24 2nd, 3rd and 1st couples repeat bars 5-8 from new positions, to finish 1st and 2nd couples in the middle facing up and 3rd couple in original places.

25 – 32 1st and 2nd couples dance an allemande.

Repeat, having passed a couple.

Devised by John Bayly.

Note: This may also be danced as a strathspey.

Dances for April 28, 2025

Ardbrae Dancers of Ottawa

Video: Katherine Hamilton

Katherine Hamilton

Delaware Valley Gold

a 32-bar Strathspey for 3 couples in a 4-couple set

1 – 4 1st couple turn once by the right hand, then cast off one place.

5 – 8 1st couple turn 1 1/2 times by the left hand, finishing in 2nd place on opposite sides. 2nd couple step up on bars 3-4.

9 – 16 2nd, 1st, and 3rd couples dance set & link. Repeat. Order is now 3x, 1, 2x.

17 – 18 3rd, 1st, and 2nd couples cross by the right hand.

19 – 20 1st couple cast to their right while supporting dancers advance for one bar and retire for one bar on the diagonal to finish in lines of three across the dance, 1st man between 2nd couple facing up, 1st woman between 3:4 couple facing down.

21 – 22 All change places up and down by the left hand.

23 – 24 1st couple cast to their left while Supporting dancers advance for one bar and retire for one bar on the diagonal. Order is now 2, 1, 3.

25 – 32 2nd and 1st couples poussette right round.

Repeat, having passed a couple.

Devisor: Kate Nealley, née Katherine Hamilton Prahł, 2019

Music: Katherine Hamilton, by Dave Wiesler

For Kate Neailey.

Video: The Royal Deeside Railway

The Royal Deeside Railway (Reel)

RSCDS Book 40

1 – 4 1st couple, without giving hands, dance down, cross below 3rd couple and cast up to finish in the middle of the set facing 2nd woman. 2nd couple step up on bars 3-4.

5 – 8 1st couple and 2nd woman dance right hands across once round.

9 – 12 1st couple and 2nd man dance left hands across once round. 1st couple finish in the middle of the set facing up, with the woman in front of the man.

13 – 16 With 1st woman leading, 1st couple dance up and cast off on own sides round 2nd couple to finish in the middle of the set facing 3rd man.

17 – 20 1st couple and 3rd man dance right hands across once round.

21 – 24 1st couple and 3rd woman dance left hands across once round. 1st couple finish in the middle of the set facing down, with the woman in front of the man.

25 – 28 With 1st woman leading, 1st couple dance down and cast up on own sides round 3rd couple to second place.

29 – 32 All three couples turn with the right hand once round.

Repeat, having passed a couple.

Devised in 1987 by Ron Arrowsmith, Vancouver for the Kerrisdale Community Centre Scottish Country Dance Class.

Tune: On the Fiddle (Copyright J. Hornsby)

TACNotes:'

5–12 1st woman is ahead of her partner in both 'wheels'. 1st cpl finish in middle below 2nd cpl – approximately at 2nd position.

17–24 1st woman is again ahead of partner in both 'wheels', 1st cpl finish in middle at 2nd place, above 3rd cpl.

Dances for April 7, 2025

Ardbrae Dancer of Ottawa

Video: The Cumbrae Reel

The Cumbrae Reel

RSCDS Book 28

32 Bar Reel for 3 couples

1- 8 1s+2s dance $\frac{1}{2}$ R&L, 2s cross RH while 1s dance up to top to form a line of 4 across facing up, 1s+2s set & turn right to face down

9-16 1s+2s dance down in line, turning right about dance back to top 1s ending back-to-back facing in the middle

17-24 1s+2s dance RSh reel of 4 across & 1s end facing 1st corners

25-32 1s turn 1st corners RH, turn partner LH, turn 2nd

corners RH & turn partners LH to 2nd place own sides

Tac Notes:

5-6 2nd C cross Rh & 2nd W pulls RSh back to face up, as 1st C approach partner to take nearer hands & dance up.

Manual:

5-6 2nd C give RH in crossing, then 2nd W pulls back RSh to face up on bar 6

9-16 bar 12, all 4 dancers turn round by their right to face up

Video: Jean Martin of Aberdeen

Jean Martin of Aberdeen

RSCDS Three Dances, 2006

(32-bar strathspey for three couples in a three-couple set)

1 – 4 1st couple turn with the right hand and cast off one place. 2nd couple step up on bars 3-4.

5 – 8 All three couples dance six hands round to the left, to finish in lines of three across the dance, women facing down, men facing up.

9 – 12 All set and, giving right hand, change places with partner.

13 – 16 All three couples dance six hands round to the left, to finish in the centre of the dance facing up in the order 3, 1, 2.

17 – 24 3rd, 1st and 2nd couples dance an allemande to finish in the order 2, 1, 3.

25 – 28 1st man and 3rd woman, advancing, set to each other and turn three quarters with both hands. On bar 28, they release hands and turn right about to finish back to back in

the centre, man facing down, woman facing up. At the same time 1st woman and 3rd man dance anticlockwise round 1st man and 3rd woman to finish facing partner in a line up and down the dance.

29 – 32 1st and 3rd couples set to partners and turn with both hands to finish on own sides in the order 2, 3, 1.

Repeat with a new top couple.

Note: The figure described in bars 25-32 was devised by the late Robert Campbell of Toronto and is sometimes referred to as a 'bourrel'.

Devised by: Muriel A Johnstone

Original Tune: Jean Martin of Aberdeen (Muriel A Johnstone)

For Jean Martin, Chairman of the Royal Scottish Country Dance Society, 2002-2004. The tune was an auction item at Pinewoods Scottish Week, 2004 when the successful bidders presented the tune to Jean.

Dances for March 31, 2025

Ardbrae Dancers of Ottawa

Video: Sunshine and Sweetie's Jig

Sunshine and Sweetie's Jig

RSCDS Book 48

32-bar jig for three couples in a four-couple longwise set

1 – 4 1st and 2nd couples set and dance right hands across halfway round.

5 – 8 2nd and 1st couples set and, giving right hands, cross over.

9 – 12 1st couple and first corners, giving right hands, turn once round. 1st couple finish facing first corners.

13 – 16 1st couple and first corners dance a half diagonal reel of four. On bars 15-16, 1st man, from third place, crosses up to second place on own side and 1st woman, from first place, crosses down to second place on own side.

17 – 20 1st couple and second corners, giving left hands, turn once round. 1st couple finish facing second corners.

21 – 24 1st couple and second corners dance a half diagonal reel of four, passing by the left to begin. On bars 23-24, 1st man, from first place crosses down to second place on own side and 1st woman, from third place, crosses up to second place on own side.

25 – 28 3rd, 1st and 2nd couples dance anticlockwise halfway round the set to finish on the sides in the order 2, 1,3.

29 – 32 1st couple set and, giving right hands, cross over.

Repeat, having passed a couple.

Devised by Mervyn Short, Berks/Hants/Surrey Border Branch.

To celebrate the arrival of the pandas at Edinburgh Zoo in December 2011.

Video: The Triumph

The Triumph

RSCDS Book 1

24-bar reel for two couples in a four-couple longwise set

1 – 8 1st man leads 1st woman down the middle and up and

passes his partner in front of him to present her to 2nd man.

9 – 12 2nd man and 1st woman, with nearer hands joined, dance down the middle, 1st man following. 1st woman turns round by the right retaining the 2nd man's left hand in her right hand. She crosses her arms, giving her left hand to her partner. 1st man with his left hand takes the 2nd man's right hand and raises them as high as possible behind 1st woman's head.

13 – 16 1st woman with 1st and 2nd men dances up the middle in triumph. 2nd man returns to original place and 1st couple finish in the middle of the set on opposite sides with both hands joined.

17 – 24 1st couple poussette to the bottom of the set. 2nd, 3rd and 4th couples step up on bars 23-24.

Repeat, having passed a couple.

The Manual of Scottish County Dancing:

Poussette for one couple

This formation is danced by one couple within the set, and is found in The Triumph (Book 1 No.2). 1st couple start in the middle at the top and on opposite sides. At each turn, the man pulls with his right hand.

Steps 8 setting steps

No of bars 8

Bars

1 1st couple quarter turn to face up and down,

2 progress down the middle,

3 quarter turn,

4 quarter turn,

5 progress down the middle,

6 progress and start turning,

7 turn to own sides,

8 dance backwards to own sidelines.

Dances for February 10, 2025

Ardbrae Dancers of Ottawa

No Video

High Lonesome House

32 bar strathspey for 3 couples

Craig Williams, December 2024

1 – 8 1st couple dance down the middle, cross over below 3rd couple and cast up to 2nd place. 2nd couple stepping up on bars 3 – 4. 1st man & 3rd woman turn, with the left hand, 1st woman and 3rd man with the right hand, turn once round.

9 – 16 1st couple followed by 2nd couple dance a $\frac{1}{2}$ figure of eight around 3rd couple. 1st couple dancing up to original places. 1st man & 2nd woman turn with the right hand once round, while 1st woman & 2nd man turn with the left hand once round.

17 – 24 1st & 2nd couple Helice,

1-2 1st & 2nd couple $\frac{3}{4}$ turn partners right hand, to finish in promenade hold, top couple (1st couple) facing men's side, bottom couple (2nd couple) facing women's side, forming a line up and down the dance

3-4 1st & 2nd couple promenade $\frac{1}{2}$ way round anticlockwise (not too close together)

5-6 1st & 2nd couple still in promenade hold, turn to finish in middle of set facing partners – 2nd couple above 1st couple, [top couple on own side (2nd couple), bottom couple on opposite side (1st couple)]

7-8 1st & 2nd couple pull back right shoulder and cast into

sidelines, 1st couple facing out on opposite sides

25 – 32 Reels of 3 on the sidelines. 1st woman passing right shoulders with 2nd man to begin. 1st man passing right shoulders with 3rd woman to begin. on bar 28 1st couple $\frac{1}{2}$ turn with the left hand to continue the reel on their own side

Back in 1884, William and Mary McWatty and their 7 children, settled on 200 acres near the town of Pakenham. They bought their first livestock: 4 cattle, 4 sheep, 2 horses and 1 hog, cleared 50 acres over the ensuing decades and built a working homestead. The land was farmed and logged continuously until 1997 when it was purchased and donated to the Mississippi Madawaska Land Trust. The area is now called the High Lonesome Nature Reserve and is slowly being returned to it's natural state.

Note: The Helice figure is borrowed from the dance A Trip to Ottawa by Malcolm Brown

No Video

Mr Diack's Measure

The Diack Dances

Devised by Linda Gaul

32-bar reel for three couples in a four-couple longwise set

1 – 8 1st couple dance a figure of eight round 2nd couple.

9 – 16 1st couple, followed by 2nd couple who dance up to begin, lead down the middle and up. 2nd couple finish at the top and 1st couple finish facing first corners.

17 – 20 1st couple set to first corners then second corners and, pulling back by the right, finish facing each other up and down with 1st woman between 3rd couple and 1st man between 2nd couple.

21 – 24 1st couple, giving right hands, turn one and three quarters to finish in second place on own sides.

25 – 32 2nd, 1st and 3rd couples dance six hands round and back.

Repeat, having passed a couple.

Dances for February 3, 2025

Ardbrae Ball Walk through

Video: ECCLEFECHAN FELINE

ECCLEFECHAN FELINE

Le Petit Chat Celtique

32 bar Jig for 3 couples – McMurtry – 2006

1 – 8 1st couple dance a figure of eight on their own side. 1st couple dance between the 2nd couple to begin, taking nearer hands briefly wherever possible.

9 – 16 1st, 2nd and 3rd couples dance a mirror reel of three on the sides, 1st couple dancing in and down, 2nd couple up and out and 3rd couple in and up to begin.

17 – 24 1st couple dance down for three steps, back for three steps and cast off one place, 2nd couple stepping up on bars 23 & 24.

25 – 28 1st man with 3rd couple and 1st woman with 2nd couple dance right hands across, passing right shoulders on the last bar to change places.

29 – 32 1st man with 2nd couple and 1st woman with 3rd couple dance left hands across. 1st couple finish in second place on own sides.

Repeat having passed a couple.

Dance Notes: 1st couple phrase step to finish on the sidelines at the end.

Recommended Recording: Track #8 Just in Time on CD, Campbell's Birl with Muriel Johnstone and Keith Smith

Try to say the title quickly, 3 times in a row.

No Video

Ettrick Water

Roy Goldring, Auld Friend Meet

32 bar strathspey for 3 couples

1 – 2 1st couple cross giving right hands.

3 – 4 1st woman and 2nd man, 1st man and 2nd woman change places giving left hands. No polite turn for 1st man.

5 – 6 1st couple cross giving right hands.

7 – 8 1st woman and 3rd woman, 1st man and 3rd man change places giving left hands.

9 – 12 3rd and 1st couples set and cross, giving right hands to partners and stay facing out and up ready for:

13 – 16 Half double figure of eight round the 2nd couple. 3rd couple, followed by 1st couple, begin by dancing up behind 2nd couple then cross down between them. 3rd couple finish in original place.

17 – 20 2nd and 1st couples repeat bars 9 – 12 but stay facing out and down.

21 – 24 1st couple, followed by 2nd couple, dance down behind 3rd couple and cross up between them, staying in the centre

ready for:

25 – 32 1st and 2nd couples Allemande.

Repeat having passed a couple.

Tune: Mrs Mary Stoker (Muriel Johnstone)

Video: The Captain's House

The Captain's House

RSCDS Third Book of Graded Scottish Country Dances

32-bar reel for three couples in a four-couple longwise set

1 – 4 1st couple, giving right hands, turn once round.

5 – 6 1st couple cast off one place. 2nd couple step up.

7 – 8 1st couple, giving left hands, cross to face out second place on opposite sides.

9 – 16 2nd, 1st and 3rd couples dance reels of three on the sides, 1st couple passing second corners by the left to begin. 1st couple finish facing first corners.

17 – 20 1st couple dance a half diagonal reel of four with first corners, passing by the right to face second corners.

21 – 24 1st couple dance a half diagonal reel of four with second corners. 1st couple finish in second place on opposite sides.

25 – 28 3rd, 1st and 2nd couples, giving right hands to partners, turn once round.

29 – 32 3rd, 1st and 2nd couples dance clockwise halfway round the set to finish on own sides in the order 2, 1, 3.

Repeat, having passed a couple.

Devised by Holly Boyd, Montreal Branch.

To celebrate the engagement of the deviser's daughter, Leah Nemiroff, to Sacha Vais.

No Video

Wild Creek

32 bar Jig for 3 couples – Bob McMurtry 1998

1-4 1st couple cross by the right hand and cast off one place.
2nd couple step up on bar 3 & 4

5-8 1st couple turn with left hands once and three-quarters,
end with 1st man facing down between 3rd couple and 1st woman
facing up between 2nd couple

9-16 1st man with 3rd couple and 1st woman with 2nd couple
dance a 6 bar left shoulder reel of three across the dance.
1st couple pass left shoulders with first corners to begin.
1st couple cross to opposite side, passing right shoulders on
bars 15-16. 1st man face out.

17-24 2nd and 1st couple dance Ladies Chain

25-28 1st couple dance a half figure of eight between 3rd
couple.

29-32 1st couple turn with left hands once round and end in
second place.

Repeat having passed a couple

Dance Notes: The turn on bars 5-8 may be anticipated a bit and
should flow right into the reels of three

Music: Cock o' the North

Video: La Tempête

La Tempête (The Tempest)

Reel

RSCDS Book II

The couples stand in fours across the room, two couples facing two couples, women on the right of their partners. (See Fig.).

1 – 8 1st and 4th couples dance four hands across with right hands and back again with left hands.

9 – 16 2nd and 3rd couples repeat bars 1–8.

17 – 24 1st, 2nd, 3rd and 4th couples set twice and turn partners with two hands.

25 – 28 1st, 2nd, 3rd and 4th couples join both hands with partner and slip across to change places with opposite couple, i.e. 1st with 3rd and 2nd with 4th, men passing back to back.

29 – 32 1st, 2nd, 3rd and 4th couples repeat bars 25–28 back to places, women passing back to back.

33 – 36 1st and 3rd couples and at the same time 2nd and 4th couples, dance four hands round to the left.

37 – 40 1st and 3rd couples and at the same time 2nd and 4th couples, dance four hands across (left hands) back to original places.

41 – 43 1st, 2nd, 3rd and 4th couples advance two steps and retire one step.

44 1st, 2nd, 3rd and 4th couples clap three times.

45 – 48 1st and 2nd couples dancing down the dance, pass under the raised arms of 3rd and 4th couples who are dancing up.

Repeat with the next two couples, and dance the same figures with every line until they arrive at the bottom of the room. As each line reaches the top or bottom of the room, change to correct side of partners and stand during one turn of the dance.

Note: This dance can also be done in groups of four in a circle, in which case, bars 9–16 are omitted.

Collected locally. Tune: La Tempête.

TACNotes:'

17-29 Set twice to partners.

Video: CATCH THE WIND

CATCH THE WIND

RSCDS Book 45

(Hornpipe)

1 – 4 1st couple set and cast off one place. 2nd couple step up on bars 3-4.

5 – 8 1st couple dance a half figure of eight round 2nd couple.

9 – 12 1st couple set twice. On bars 11-12, 1st woman pulls back right shoulder to finish facing out.

13 – 16 1st woman casts up round 2nd man and dances down to finish between 3rd couple facing 3rd man while 1st man dances across the set and casts up round 2nd man to finish between 2nd couple facing 2nd man.

17 – 24 1st man dances a reel of three with 2nd couple passing 2nd man by the right shoulder to begin while 1st woman dances a reel of three with 3rd couple passing 3rd man by the right shoulder to begin.

25 – 28 1st woman casts up round 3rd man and dances across the set to finish in second place on own side while 1st man dances down the middle and casts up round 3rd man to finish in second place on own side.

29 – 32 1st couple turn with the right hand once round.

Repeat, having passed a couple.

Devised by Romaine Butterfield, RSCDS New Zealand Branch and originally published by that branch in Island Bay Collection (1983). The dance was devised for Noeline O'Connor and Iain Boyd and the name refers to the fact that Iain courted Noeline for some time.

Tune: The Navvie, Traditional

TACNotes:

Bars 25-28 1st woman must lengthen her steps to reach 2nd place, own side, pulling back R shoulder to flow into bar 29.

Video: Strathglass House

Strathglass House

RSCDS Book 13

32-bar strathspey for three couples in a four-couple longwise set

1 – 4 1st, 2nd and 3rd couples set and dance six hands round to the left halfway.

5 – 8 3rd, 2nd and 1st couples repeat bars 1-4 to original places, again moving to the left.

9 – 12 1st couple lead down, cross over below 2nd couple and dance behind 3rd couple to meet below them facing up.

13 – 16 1st couple lead up to the top and cast off one place on opposite sides to face first corners. 2nd couple step up on

bars 15-16.

17 – 24 1st couple turn first corner with right hand, partner with the left hand, second corner with the right hand, partner with the left hand to finish between corners.

25 – 28 2nd, 1st and 3rd couples advance and retire.

29 – 32 1st couple, giving both hands, turn one and a half times to finish in second place on own sides.

Repeat, having passed a couple.

R Bremner: A Second Collection of Scots Reels or Country Dances c. 1765.

Original tune: Mr Muir Mackenzie's Favourite (Mr Sharpe of Hoddum)

TACNotes:'

1 – 8 On second setting step (bars 2 & 6) 1st man & 3rd woman must begin to move into circle shape so that the half circle is completed in two steps (bars 3-4 & 7-8).

13 – 16 Nearer hand lead. 2nd cpl step up on bars 15-16.

Video: Blue Bonnets

Blue Bonnets

RSCDS Book 3

32-bar jig for two couples in a four-couple longwise set

1 – 4 1st woman and 2nd man advance and retire.

5 – 8 1st woman and 2nd man dance back to back, passing by the right to begin.

9 – 16 1st man and 2nd woman repeat bars 1-8.

17 – 24 1st couple lead down the middle and up to finish in

the middle of the set, facing partner with both hands joined.
2nd couple step in.

25 – 32 1st and 2nd couples dance a poussette.

Repeat, having passed a couple.

Allan's Reference Guide to the Ball-Room, Glasgow c.1900.

Original tune: Blue Bonnets (Traditional)

17th century tune known as Lesley's March to Scotland.
Published in Watt's Musical Miscellany 1731 and Oswald 1755.
Sir Walter Scot wrote the song Blue Bonnets over the Border to
this tune.

Video: The Reel of the Royal Scots

The Reel of the Royal Scots

RSCDS Leaflet

(Reel)

1 – 2 1st and 2nd women turn with the left hand, while 1st and
2nd men turn with the right hand, 1st couple finishing back to
back in the centre of the set in second place.

3 – 4 2nd, 1st and 3rd couples set as in double triangles.

5 – 6 1st and 3rd women turn with the right hand, while 1st
and 3rd men turn with the left hand to change places.

7 – 8 2nd, 3rd and 1st couples set as in double triangles.

9 – 16 1st couple followed by 3rd couple, dance up between the
2nd couple and cast off, then dance down to third place and
cast up to second place, 3rd couple finishing in original
places. (1st and 3rd couples join nearer hands with partner on
every occasion when dancing up or down in the centre). (Fig.).

17 – 24 1st couple turn first corners with right hands.

1st couple pass each other by the right shoulder.

1st couple turn second corners with right hands.

1st couple passing right shoulders cross to second place on own sides.

25 – 32 2nd, 1st and 3rd couples six hands round and back.

Repeat, having passed a couple.

Devised by Roy Goldring to celebrate the 350th Anniversary of The Royal Scots (The Royal Regiment) in 1983.

TACNotes:

17-24 Corners dance for 4 bars.

Dances for January 27, 2025

Ardbrae Dancers of Ottawa

Video: The Bees of MaggieKnockater

The Bees of MaggieKnockater

John Drewry, RSCDS 30 Popular Dances

A 32-bar jig for four couples in a four-couple longwise set

1 – 4 1st couple cross, giving right hands, and cast to second place. 2nd couple step up on bars 3 – 4.

5 – 8 1st and 3rd couples dance right hands across. On bar 8, 3rd woman turns towards 1st man and takes promenade hold facing the woman's side while 1st woman turns towards 3rd man and takes promenade hold facing the man's side.

9 – 12 1st man and 3rd woman dance a half reel of three with

2nd and 4th women, passing 4th woman right shoulder to begin while 1st woman and 3rd man dance a half reel of three with 2nd and 4th men, passing 2nd man right shoulder to begin. On bar 12, 1st and 3rd men pass right shoulder to take promenade hold with partner, 1st couple facing down and 3rd couple facing up.

13 – 16 1st couple dance a half reel of three with 2nd and 4th men, passing 2nd man (in 4th place) left shoulder to begin while 3rd couple dance a half reel of three with 2nd and 4th women, passing 4th woman (in top place) left shoulder to begin. On bar 16, 1st and 3rd women pass left shoulder to take promenade hold with 3rd and 1st men respectively, 1st woman and 3rd man facing down and 1st man and 3rd woman facing up.

17 – 20 1st woman and 3rd man dance a half reel of three with 2nd and 4th women, passing 4th woman right shoulder to begin while 1st man and 3rd woman dance a half reel of three with 2nd and 4th men, passing 2nd man right shoulder to begin. On bar 20, 1st and 3rd men pass right shoulder to take promenade hold with partner, 1st couple facing up and 3rd couple facing down.

21 – 24 1st couple dance a half reel of three with 2nd and 4th women, passing 4th woman (in top place) left shoulder to begin while 3rd couple dance a half reel of three with 2nd and 4th men, passing 2nd man (in 4th place) left shoulder to begin. 1st couple finish in the centre in 2nd place facing down while 3rd couple finish in original places facing up.

25 – 28 1st man turns 3rd woman left hand one and a half times while 1st woman turns 3rd man right hand one and a half times. 3rd couple finish in 2nd place and 1st couple cross down to 3rd place on their own side.

29 – 32 1st man turns 4th man right hand one and a half times while 1st woman turns 4th woman left hand one and a half times.

Repeat from new positions.

Devised by John Drewry. Published with permission of the Scottish Country Dance Teachers' Association (Canada).

Original tune: Forres Country Dance by Robert R Gurlay.

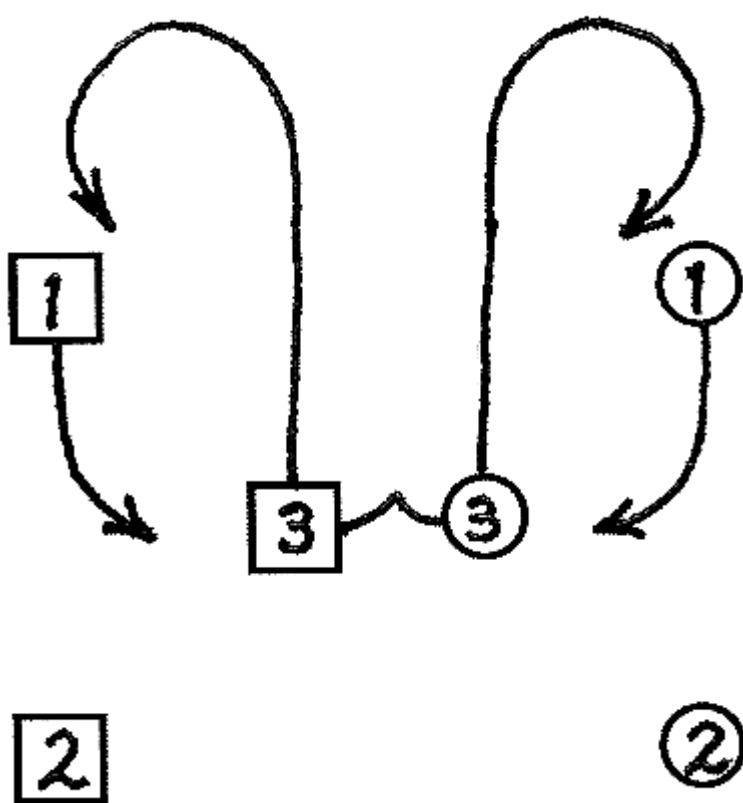
Source: The Canadian Book of Scottish Country Dances.

Video: The Reel of the Royal Scots

The Reel of the Royal Scots

RSCDS Leaflet

(Reel)



1 – 2 1st and 2nd women turn with the left hand, while 1st and 2nd men turn with the right hand, 1st couple finishing back to back in the centre of the set in second place.

3 – 4 2nd, 1st and 3rd couples set as in double triangles.

5 – 6 1st and 3rd women turn with the right hand, while 1st and 3rd men turn with the left hand to change places.

7 – 8 2nd, 3rd and 1st couples set as in double triangles.

9 – 16 1st couple followed by 3rd couple, dance up between the 2nd couple and cast off, then dance down to third place and cast up to second place, 3rd couple finishing in original places. (1st and 3rd couples join nearer hands with partner on every occasion when dancing up or down in the centre). (Fig.).

17 – 24 1st couple turn first corners with right hands.

1st couple pass each other by the right shoulder.

1st couple turn second corners with right hands.

1st couple passing right shoulders cross to second place on own sides.

25 – 32 2nd, 1st and 3rd couples six hands round and back.

Repeat, having passed a couple.

Devised by Roy Goldring to celebrate the 350th Anniversary of The Royal Scots (The Royal Regiment) in 1983.

TACNotes:

17-24 Corners dance for 4 bars.

Dances for January 20, 2025

Ardbrae Dancers of Ottawa

Video: The Australian Ladies

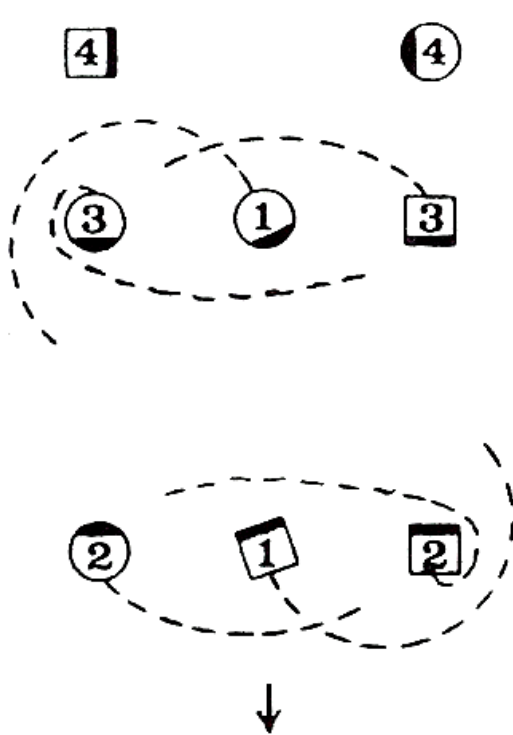


Figure 1.

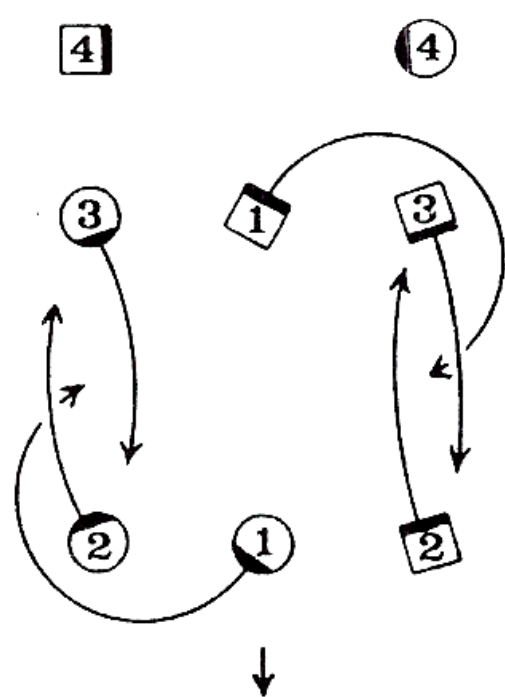


Figure 2.

The Australian Ladies

THE GLASGOW ASSEMBLY and other Scottish Country Dances by Bob Campbell. Oakville, Ontario

A reel for three couples

1-4 First couple cross over giving the right hand and cast off two places. Second and third couples step up.

5-8 First and third couples dance right hands across once round, first couple finishing in the middle facing up with right hands joined.

9-12 First couple lead up, cross over and cast off round second couple to finish in second place on own sides. Third couple step down.

13-16 First and second couples dance left hands across once round.

17-20 First couple cross over giving the right hand and cast round first corner's position to finish, first man between third couple facing up, first woman between second couple

facing down. At the same time second and third couples set to partner then cross over giving the right hand, second couple to face down, third couple up. See Figure 1.

21-24 First couple change places giving the right hand and cast round second corner's position to finish in second place on opposite sides. At the same time second and third men, and women, set to each other then change places giving the right hand to finish facing partner across the dance. See Figure 2 for bars 23-24.

25-28 First couple cross back to own sides giving the right hand and cast round partner's first corner's position to finish, first man between third couple facing down, first woman between second couple facing up. At the same time second and third couples set to partner then cross back to own sides giving the right hand, second couple to face up, third couple down. .

29-32 First couple change places giving the right hand and cast round partner's second corner's position to finish on own sides in second place. At the same time second and third men, and women, set to each other then change places giving the right hand. (Second woman and third man make a 'polite' turn at the end of bar 32.)

Repeat, having passed a couple.

Video: Strathglass House

Strathglass House

RSCDS Book 13 – No. 9

32-bar strathspey for three couples in a four-couple longwise set

1 – 4 1st, 2nd and 3rd couples set and dance six hands round to the left halfway.

5 – 8 3rd, 2nd and 1st couples repeat bars 1-4 to original places, again moving to the left.

9 – 12 1st couple lead down, cross over below 2nd couple and dance behind 3rd couple to meet below them facing up.

13 – 16 1st couple lead up to the top and cast off one place on opposite sides to face first corners. 2nd couple step up on bars 15-16.

17 – 24 1st couple turn first corner with right hand, partner with the left hand, second corner with the right hand, partner with the left hand to finish between corners.

25 – 28 2nd, 1st and 3rd couples advance and retire.

29 – 32 1st couple, giving both hands, turn one and a half times to finish in second place on own sides.

Repeat, having passed a couple.

R Bremner: A Second Collection of Scots Reels or Country Dances c. 1765.

Original tune: Mr Muir Mackenzie's Favourite (Mr Sharpe of Hoddum)

TACNotes:'

1 – 8 On second setting step (bars 2 & 6) 1st man & 3rd woman must begin to move into circle shape so that the half circle is completed in two steps (bars 3-4 & 7-8).

13 – 16 Nearer hand lead. 2nd cpl step up on bars 15-16.

Dances for January 6, 2025

Ardbrae Dancers of Ottawa

Video: Pelorus Jack

Pelorus Jack

RSCDS Book 41

(Jig)

1 – 4 1st couple, giving right hands, cross over and cast off to second place. 2nd couple step up on bars 3 – 4.

5 – 8 1st and 3rd couples dance right hands across to finish with 1st man facing his first corner and his partner behind him ready for a tandem reel.

9 – 12 1st couple, in tandem, dance a half reel with first corners as follows: 1st man, followed by his partner, passes right shoulder with 3rd woman then 1st couple each turn about by the right in corner position to change direction. 1st woman, followed by her partner, passes right shoulder with 2nd man to finish facing 1st man's second corner (2nd woman).

13 – 16 1st couple, in tandem, dance a half reel with second corners as follows: 1st woman, followed by her partner, passes right shoulder with 2nd woman then 1st couple each turn about by the right in corner position to change direction. 1st man, followed by his partner, passes right shoulder with 3rd man to finish facing 1st woman's first corner position (3rd woman).

17 – 20 1st couple, in tandem, dance a half reel with first corners as follows: 1st man, followed by his partner, passes right shoulders with 3rd woman then 1st couple each turn about by the right in corner position to change direction. 1st woman, followed by her partner, passes right shoulder with 2nd man to finish facing the 1st woman's second corner position

(2nd woman).

21 – 24 1st couple, in tandem, dance a half reel with second corners as follows: 1st woman, followed by her partner, passes right shoulder with 2nd woman then 1st couple each turn about by the right in corner position to change direction. 1st man, followed by his partner, passes right shoulder with 3rd man to finish in the middle of the set facing the women's side.

25 – 32 2nd and 1st couples dance left hands across. 1st couple, retaining left hands, dance a half turn to finish in second place on their own side. 2nd, 1st and 3rd couples, joining nearer hands, set.

Repeat, having passed a couple.

Pelorus Jack (named after Pelorus Sound in Marlborough) was a famous dolphin who piloted ships through Cook Strait for some 24 years (from 1888 to 1912). Although protected by an Act of Parliament in 1904, the dolphin disappeared after four Norwegian whaling ships passed through the Strait.

Devised by Barry Skelton, New Zealand, 1993.

Tune: Christian Catto (Copyright Deeay Music).

TACNotes:'

9–24 In each half reel the leading dancer dances beyond the corner position in order to loop together.

Video: La Tempête

La Tempête

(The Tempest) (Reel)

RSCDS Book 2

The couples stand in fours across the room, two couples facing two couples, women on the right of their partners. (See Fig.).

1 – 8 1st and 4th couples dance four hands across with right hands and back again with left hands.

9 – 16 2nd and 3rd couples repeat bars 1–8.

17 – 24 1st, 2nd, 3rd and 4th couples set twice and turn partners with two hands.

25 – 28 1st, 2nd, 3rd and 4th couples join both hands with partner and slip across to change places with opposite couple, i.e. 1st with 3rd and 2nd with 4th, men passing back to back.

29 – 32 1st, 2nd, 3rd and 4th couples repeat bars 25–28 back to places, women passing back to back.

33 – 36 1st and 3rd couples and at the same time 2nd and 4th couples, dance four hands round to the left.

37 – 40 1st and 3rd couples and at the same time 2nd and 4th couples, dance four hands across (left hands) back to original places.

41 – 43 1st, 2nd, 3rd and 4th couples advance two steps and retire one step.

44 1st, 2nd, 3rd and 4th couples clap three times.

45 – 48 1st and 2nd couples dancing down the dance, pass under the raised arms of 3rd and 4th couples who are dancing up.

Repeat with the next two couples, and dance the same figures with every line until they arrive at the bottom of the room. As each line reaches the top or bottom of the room, change to correct side of partners and stand during one turn of the dance.

Note: This dance can also be done in groups of four in a circle, in which case, bars 9–16 are omitted.

Collected locally. Tune: La Tempête.

TACNotes:'

17-29 Set twice to prtnrs.



↓
Top