

Dances for August 8, 2019 – Last Class

No Video

Blackadder House

Blackadder Collection

32 bar Strathspey for 3 couples

Bars Description

1 – 4 1st couple turn each other with the right hand and cast off one place, finishing just inside the sidelines. 2nd couple step up on bars 3 & 4.

5 – 8 1st couple set to each other and turn each other with both hands to finish facing 2nd woman with nearer hands joined, 1st man with his partner on his right.

9 – 12 1st couple set to 2nd woman (who sets back). 1st woman dances under her partner's arm and they finish facing 3rd man.

13 – 16 1st couple (in promenade hold) dance a right shoulder half reel of 3 with 3rd man and 2nd woman, finishing facing 3rd woman with nearer hands joined.

17 – 20 1st couple set to 3rd woman (who sets back). 1st woman dances under her partner's arm and they finish facing 2nd man.

21 – 24 1st couple (in promenade hold) dance a right shoulder half reel of 3 with 2nd man and 3rd woman, finishing in the centre of the set facing down. On the last bar 2nd and 3rd couples dance in on the left foot to join partners and face down.

25 – 30 3rd, 1st and 2nd couples dance an 'upside down' allemande for 6 bars.

31 – 32 2nd, 1st and 3rd couples half turn to own sides giving right hand.

Repeat having passed a couple.

Tune: Blackadder House by Muriel Johnstone

Dance devised by Muriel Johnstone and Bill Zobel.

Blackadder House was the home of the Houstons of Boswall. It was described in the local gazette as “An imposing Georgian Mansion of stone, occupying a remarkable position on a cliff-like rock formation. rising abruptly from the east bank of the River Blackadder. Commanding beautiful and varied views over a wide panorama extending to the Lammermuir and Cheviot ranges, it is surrounded by boldly undulating parks of 300 acres finely timbered and protected by towering woodlands. Three carriage drives through beautiful avenues approximating to a mile in length are guarded by stone lodges in character. The house contains 11 principal rooms, 31 bed and dressing rooms and 5 bathrooms. The western terrace which, running the length of the Mansion, dominates the beautiful valley of the Blackadder, has a concealed gate which opens from the bold balustrading, onto romantic zig-zag paths screened by evergreen and flowering shrubs, descending under the shelter of the cliffs and old forest trees to ‘The Lower Terrace’. A few feet above the river, guarded by dwarf walls and railing and protected by magnificent hanging woodlands”. Sadly a few ruins are all that remain of this once magnificent home. The village of Allanton was part of the Blackadder estate.

© Scotscores 2002

No Video

East of Yeadon

Roy Goldring – Auld Friends Meet

32 bar jig for 3 couples

Bars

1 – 4 1st woman crosses over passing her partner by the right shoulder and casts off into 3rd man's place. At the same time, 3rd man crosses over passing his partner by the right shoulder and casts up into 1st woman's place.

5 – 8 Similar to bars 1 – 4. 1st man and 3rd woman cross passing the person opposite by the left shoulder and cast (man down, woman up) into each other's place.

9 – 12 3rd and 1st couples turn once round with right hands. 3rd man and 1st woman finish facing out.

13 – 16 3rd man, followed by his partner, casts down behind 2nd woman, 1st woman, followed by her partner, casts up behind 2nd man. They finish in original places, 1st woman facing down.

17 – 20 1st and 2nd couples dance right hands across. 1st couple finish in the centre of the dance facing down.

21 – 24 1st couple dance down between 3rd couple, divide and cast up to 2nd place on own sides. 2nd couple step up on bars 23 – 24.

25 – 32 Six hands round and back.

Repeat having passed a couple

In memory of Gordon Lennox.

Tune: I am a Young Man that Lived with my Mother (Traditional)

1992

No Video

Sleepwalking

32 R 3C

Katherine Giacoletti

Devised 10/22/1996

1 – 8 1st couple cross giving right hands and cast off one place as 2nd couple steps up. 1st couple turn by the left and cast off one place as 3rd couple steps up.

9 – 16 Mirror reels of three on the sides of the dance – 1st couple begin dancing in and up, 3rd couple begin dancing out and down, and 2nd couple begin dancing in and down.

17 – 24 1st couple dance to the top, nearer hands joined (as 3rd couple dances down to third place behind them, continuing the reel) and cast off one place. 1st couple dance a half figure of eight down around 3rd couple, ending in 2nd place on own sides.

25 – 32 1st couple turn 1st corner by the right, pass each other by right shoulders, turn 2nd corner by the right, and pass each other by right shoulders to end in progressed places (corners \ turn for 4 bars).

Repeat from new places.

This dance is dedicated to Kate & Ed Nealley, and to Inverarity, with many happy memories of dancing there.

Dances for August 1, 2019

Video: City Lights

Video: City Lights

Video: City Lights

City Lights

Nicola Scott -RSCDS Book 52

32 – bar jig for three couples in a four-couple longwise set

Bars Description

1 – 4 1st couple, giving right hands, turn once round and cast off one place. 2nd couple step up on bars 3 – 4.

5 – 8 1st couple, giving left hands, turn one and a quarter times to face first corners.

9 – 12 First corners dance in, passing 1st couple by the right shoulder, and dance an allemande turn to the right (Note). At the same time, 1st couple dance out and curve to their right, passing through first corner positions and back into the middle.

13 – 16 All four corners chase clockwise halfway while 1st couple, giving left hands, turn one and a quarter times to finish in the middle facing second corner positions (1st woman facing 2nd woman, 1st man facing 3rd man).

17 – 20 Repeat bars 9 – 12 with second corners.

21 – 24 Repeat bars 13 – 16, except 1st couple finish in the middle left shoulder to left shoulder facing opposite sides.

25 – 28 1st woman with 2nd couple and 1st man with 3rd couple dance right hands across, all finishing on own sides in the order 2, 1, 3.

29 – 32 All three couples, giving right hands, turn once round or birl.

Repeat, having passed a couple.

Devised by Nicola Scott, RSCDS Birmingham Branch, December 2015.

The dance was inspired by the excellent Charlie Chaplin film, City Lights.

Note: Allemande turns – Dancers advance towards each other and, giving right hands, the woman dances under the man's arm and curves out to place while the man retires.

No Video

Sunrise on Dean's Bay

32 bar strathspey for 3 couples in a 4 couple set

Craig Williams – July 2019

1 – 2 1st couple cross giving right hands

3 – 8 1st couple dance a 3/4 figure of eight on opposite sides finishing in second place on opposite sides. 2nd couple stepping up on bars 3 – 4.

9 – 12 1st & 2nd couples right hands across

13 – 16 1st & 3rd couples left hands across

17 – 24 1st, 2nd & 3rd couples half turn, set, pull back right shoulders and cast to opposite sides and cross giving right hands. 1st couple finish facing out

25 – 30 1st couple dance a reel of three on opposite sides, giving right shoulder to 1st corner to begin.

31 – 32 1st couple cross from the ends to 2nd place on own sides

No Video

The Road to the Border

Elaine Brunken – Moments in Time

32 Bar Reel for 3 couples

1 – 4 1st, 2nd and 3rd couples Cross with Right hand and Set.

5 – 8 1st, 2nd and 3rd couples Cross with Left hand and Set.

9 – 12 1st couple Turn with the Right hand and Cast off one

place. (2nd couple step up on bars 11-12)

13 – 16 1st couple Cross with Left hand, and Cast to the left. (Lady down around 3rd man, Man up around 2nd Lady). Finish back to back in center, facing opposite sides.

17 – 18 1st, 2nd and 3rd couples Set, as in double triangles.

19 – 20 1st couple Turn first corner with the Right Hand. (finish back to back)

21 – 22 1st, 2nd and 3rd couples Set, as in double triangles.

23 – 24 1st couple Turn second corner with the Left Hand. (finish 1st lady between the 3rd couple. 1st man between the 2nd couple)

25 – 30 Right Shoulder Reels of three across the dance.

31 – 32 1st couple Dance out to second place (pass left shoulder).

Repeat having passed a couple

Devised in July 2004 and taught at the 2004 ISCDS workshop. I created this while driving through Maine on my way to Nova Scotia. It's a long way through Maine at night!

The working title....Maine Moose Madness! I never did see any moose in Maine. but I did in Cape Breton.

Suggested Tune: David Cunningham's Welcome to Canada (Muriel Johnstone)

Dances for July 25, 2019

No video

Petaluma Express

A 32 bar reel for 3 couples

Craig Williams

May 2019

1-4 1st & 2nd men with left hand, 1st & 2nd women with right hand turn $1\frac{1}{2}$ times

5-8 1st & 3rd men with right hand, 1st & 3rd women with left hand turn $1\frac{1}{2}$ times

9-16 1st couple cast up to the top, turn $1\frac{1}{2}$ times with right hands progressing down to 2nd place on opposite sides. 3rd couple step down on bars 11-12.

17-24 1st couple set & La baratte and finish facing 1st corners.

25-32 1st couple Set to corners and partner to finish with a petronella to 2nd place on own sides facing out.

While visiting San Francisco in the fall 2018. I saw a bus with the destination "Petaluma Express". I thought that would make a good name for a dance.

No Video

Holding Hands In The Moonlight

Iain Boyd – May I have The Pleasure?

A three couple, 32 bar strathspey for four couples in a longwise set.

1 – 6 First and second couples dance three-quarter rights and lefts.

7 – 8 Second, first and third couples set with nearer hands

joined on the sides.

9 – 16 Second, first and third couples dance six hands round and back.

17 – 24 First couple dance down between third couple With nearer hands joined, cast up round third couple on own sides, dance a half figure of eight round third couple and dance up outside opposite sidelines to finish in first place

while

second couple dance down between third couple with nearer hands joined, cast up round third couple on own sides and dance a half figure of eight round third couple to finish on opposite sides in second place.

25 – 26 First and second couples turn partner with right hands half way round to finish in the middle facing up with hands joined in 'allemande' hold.

27 – 32 First and second couples dance bars 3 – 8 of a two-couple allemande.

First couple cast to the left and dance out to the men's side to finish facing down (bar 27), dance down the men's sideline (bar 28) then continue to dance first couple's track of a normal two-couple allemande (bars 29 – 32)

while

second couple dance directly up the middle (bar 27), cast to the left and dance out to the men's side to finish facing down (bar 28) then continue to dance second couple's track of a normal two-couple allemande (bars 29 – 32).

Repeat, having passed a couple.

At the end of the second time through, first couple finish in third place. On bars 3–4 of the next repeat, first couple step down along the sidelines to

fourth place while fourth couple
step in and up to third place.

No Video

ISLE OF BUTE

Bob McMurtry – Devil's Quandary

32 bar jig for 3 couples

1 – 4 1st and 2nd couples dance light hands across.

5 – 6 1st and 2nd couples set to partners and finish facing up
and down. Couples turn to face each other on the last setting
step.

7 – 8 1st and 2nd couple turn on the sidelines with right
hand.

9 – 16 1st couple dance a right shoulder reel of three on the
sides, 1st couple start giving right shoulders to the 2nd
couple.

17 – 24 1st couple lead down the middle for three steps and
back, cast off one place. 2nd couple step up on bars 23 & 24.

25 – 32 All three couples dance back to back and turn with the
right hand for 4 bars.

Repeat, having passed a couple.

Dance Notes: On bars 7 8L 8, care should be taken not to rush
entry into the reel. This is a slightly more challenging dance
for beginners.

Note: The Isle of Bute is on the southwestern coast of
Scotland, where the Scottish side of my family
comes from.

Dances for July 18, 2019

Video: Haughs o'Cromdale

Haughs o'Cromdale

Book 4 – N o. 10

16-bar strathspey for two couples in a four-couple longwise set

Bars Description

1 – 2 1st man and 2nd woman, giving right hands, turn halfway round.

3 – 4 1st woman and 2nd man join in to dance right hands across.

5 – 8 1st and 2nd couples dance left hands across to finish with 2nd couple on the women's side and 1st couple on the men's side, both hands joined, with men facing down and women facing up.

9 – 10 1st and 2nd couples dance one Highland Schottische step to cross to opposite sides, 1st couple passing below 2nd couple and moving down the men's side while 2nd couple move up the women's side. 1st man and 2nd woman begin with left foot.

11 – 12 Repeat bars 9-10, 1st couple moving up the women's side and 2nd couple moving down the men's side and 1st couple passing above 2nd couple. On bar 12, they finish in a diagonal line between 1st man's place and 2nd woman's place, 1st man and 2nd woman back to back in the middle. (Note)

13 – 16 1st and 2nd couples dance a half poussette.

Repeat, having passed a couple.

Thomas Wilson: A Companion to the Ballroom, London, 1816.

Tune: The Haughs 0f Cromdale (Traditional)

Note: At the end of bar 12, the dancers are not in the normal starting position for a half poussette.

Video: Ciamar A Tha

Ciamar A Tha (How are You?)

Roy Goldring – Auld Friends Meet

32 bar jig for 3 couples

Bars

1 – 2 1st couple dance down the middle.

3 – 4 1st and 3rd woman turn with left hands while 1st and 3rd men turn with right hands. 1st couple finish in 2nd place on own side. 2nd couple step up.

5 – 6 1st couple cross passing right shoulders.

7 – 8 1st woman and 3rd man turn with left hands while 1st man and 3rd woman turn with right hands. 1st couple meet between the 3rd couple.

9 – 10 1st couple dance up the middle.

11 – 12 1st woman and 2nd man turn with left hands while 1st man and 2nd woman turn with right hands. 1st couple finish in 2nd place on opposite side.

13 – 14 1st couple cross passing right shoulders.

15 – 16 1st and 2nd women turn with left hands while 1st and 2nd men turn with right hands. 1st couple meet between 2nd couple at the top.

17 – 20 1st couple dance down between 3rd couple and cast up to 2nd place.

21 – 22 1st couple dance a petronella turn to finish: woman between 2nd couple facing down, man between 3rd couple facing up.

23 – 24 All set.

25 – 26 All change places with the person opposite giving right hands.

27 – 28 All set.

29 – 30 Repeat bars 25 – 26. 1st woman finishes facing up; 1st man finishes facing down.

31 – 32 1st woman casts off, 1st man casts up, to finish in 2nd place on own side.

Repeat having passed a couple.

For the Ilkley Scottish Country Dance Club in celebration of their 21st Anniversary.

Note: A simple pronunciation is Kamera Ha.

It has been suggested that a more correct pronunciation is Kem ar-a haa 00.

Tune: Tribute to Leeds SCD Society (Donald Ridley)

No Video

FIDDLIN' ROUND

Bob McMurtry – Devil's Quandary

32 b Reel/Jig for 3 couples – 1998

1 – 4 1st couple cross by the right and cast off one place, 2nd couple step up on bars 3 & 4.

5 – 8 1st couple dances a half figure of eight between 2nd couple; end facing first corners.

9 – 16 1st couple tum first corners by the right and pass right shoulders in the middle to face second corners. 1st couple tum second corner by the right hand, passing right shoulders in the middle, ending in second place on own sides facing out.

16 – 24 1st couple dances a figure of eight around 2nd and 3rd

couples on their own sides, start by passing right shoulder with partner's first corner

25 – 32 All three couples circle six hands round and back.

Repeat, having passed a couple.

Dance Notes: For more advanced dancers, a reel of three on the sides may be substituted in bars 16-24.

Note: The San Francisco Branch has been blessed to have so many fine fiddlers play for balls and monthly parties. This dance is a tribute to their dedication and to many years of listening and dancing pleasure.

Dances for July 11, 2019

Video: The Aviator

Video: The Aviator

The Aviator

Carola Fischer – RSCDS Book 52

32-bar jig for three couples in a four-couple longwise set

Bars Description

1 – 4 1st couple lead down the middle. On bar 4, 1st man brings his partner in front of him to face the men's side while he moves slightly towards the women's side. 2nd couple step up on bars 3 – 4.

5 – 8 1st woman, followed closely by her partner, dances out and up behind the men's side and in between 2nd and 3rd men to face 3rd woman.

9 – 12 Passing 3rd woman by the right shoulder to begin, 1st

couple, in tandem, dance half a diagonal reel of three with 3rd woman and 2nd man, changing lead on the corner. See notes.

13 – 16 1st man (now leading) completes the reel with 3rd woman and 2nd man while 1st woman and 3rd man turn with the left hand. 1st couple finish in the middle of the set facing up with the man in front of his partner.

17 – 24 1st couple repeat the pattern of bars 9 – 16 with 2nd woman and 3rd man, passing 2nd woman by the right shoulder to begin the reel. After the first half of the reel, 1st woman (now leading) completes the reel with 2nd woman and 3rd man while 1st man and 3rd woman turn with the left hand. 1st couple finish in second place on opposite sides, 1st woman facing out.

25 – 30 1st couple dance round 2nd couple by the right shoulder to the top of the set, 1st woman going behind 2nd man, 1st man in front of 2nd woman. 1st man followed by 1st woman dances down behind 2nd woman and across the set to finish 1st couple in second place on own sides. (Figs)

31 – 32 Taking hands on the sides, all three couples set.

Repeat, having passed a couple.

Devised by Carola Fischer, RSCDS Central Germany Branch, 2011.

Devised for Hans Prade On the occasion of his 80th birthday. Hans was keen on flying gliders and the deviser's father nicknamed him "the aviator". Hans once had the wonderful experience of being joined by a blizzard which flew at his wingtip and mirrored his movements. This dance depicts Hans taking off, banking round, enjoying his flight with the blizzard and then landing safely.

Notes: There is no fixed distance for dancing down the middle (bars 1 – 4). Where there is more than one set, the dancing couple may, on bar 5, dance out through the men's side below

fourth couple, or even in the set below. Regarding bars 9 – 12 and 17 – 20, reels where dancers change lead are known in some areas as “dolphin reels”.

No Video

The Bridge City Strathspey

A strathspey for three couples, in a triangular set, in 32 bars

The strathspey part of a triptych of dances for the Saskatchewan Centennial

Craig Williams

February, 2004

1-8 All 3 couples Set and link twice. Finish facing partner.

9-12 All Set to partner, turn by the right hand $\frac{3}{4}$, bringing the women into the centre. Women retain right hand with partner and give left hands in the middle.

13-16 Highland Schottische balance in line with partner.

17-24 Targe in strathspey time.

Women LH across $\frac{2}{3}$ way around (2 bars), while men dance $\frac{1}{3}$ way clockwise around the outside of the set. All couples turn partner with the right hand (2 bars). Repeat the previous 4 bars finishing facing partner with women in the centre and men on the sides of the set.

25-26 All set advancing to pass back to back, pulling back RS to face partner

27-28 All turn partner $\frac{3}{4}$ with 2 hands out to places on the sides.

29-30 All pass partner right shoulder to meet a new partner and take promenade hold, women on the right of their new partner, facing counter clockwise. (The women will be leading the men to their new position.)

31-32 All dance counter clockwise to finish in new places.

Repeat twice more to meet your original partner.

No Video

MacPhail's Rant

32 Bar Reel for Three Couples

1 – 8 First couple, casting quickly to begin, and touching hands whenever possible, dance a figure eight on their own sides, round the standing second and third couples. First cast off into second place on 7 & 8 as second couple step up.

9 – 12 Second and third couples advance for two skip change retire for two, while first couple, in middle, advance turning half turn both hands, then retire into second place, opposite sides.

13 – 24 Three couple rights and lefts, first couple finish back to back facing first corners i.e.

13 – 14 All cross, giving right hands to partners.

15 – 16 All change places, giving left hands; second man and third woman diagonally, the others on the sides (second woman with first man, first woman with third man).

17 – 18 All cross, giving right hands to person opposite.

19 – 20 All change places, giving left hands; first couple diagonally, the others on the sides with (partners).

21 – 22 All cross giving right hands to person opposite.

23 – 24 All giving left hands, third man and second woman change places diagonally, the others turn on the sides (first woman with second man, third women with first man). The first couple finish back to back facing first corners.

25 – 26 First couple set to first corners and partner (hello/goodbye)

27 – 28 Using skip change first couple turn by the right hand to face second corners.

29 – 32 Then repeat with second corners to finish in second place on own side, facing out.

Repeat having passed a couple

Inscribed To Dana & David MacPhail of Nanoose, Vancouver Island B. C. Music – Heather Hill, Susan C. MacLean, Jackie Coleman, Spootiskerrv,

Bobby Brown C.D. (For Old Times Sake)

Wesley Clindinning – Vancouver Island 2002

Dances for July 4, 2019

Video: Slytherin House

Slytherin House

Chris Ronald – RSCDS Book 52

32-bar strathspey for three couples in a four-couple longwise set

Bars Description

1 – 4 1st and 2nd couples set and link.

5 – 8 2nd and 1st couples dance four hands round to the left.

9 – 16 1st couple, pulling right shoulder back, dance around their third corner by the right shoulder, pass each other by the left shoulder up and down the middle of the set, dance around their first corner by the left shoulder to second place on opposite sides, and turn partner with left hands to finish in the middle, woman above man, facing opposite sides.

17 – 20 1st woman with 2nd couple, and 1st man with 3rd couple, dance right hands across once round, finishing with hands still joined.

21 – 24 All dance a snake pass as follows: Releasing hands, 1st woman followed by 2nd woman and 2nd man dances down the men's side, across the set at third place and into the middle. 2nd couple finish in third place on own sides. At the same time, 1st man followed by 3rd man and 3rd woman, passing the other line of dancers by left shoulders, dances up the women's side, across the set at first place, and into the middle of the set. 3rd couple finish in first place on own sides. 1st couple finish in the middle, right shoulder to right shoulder facing opposite sides. (Fig)

25 – 28 1st man with 3rd couple (at the top) and 1st woman with 2nd couple (at the bottom) dance left hands across once round, finishing with hands still joined.

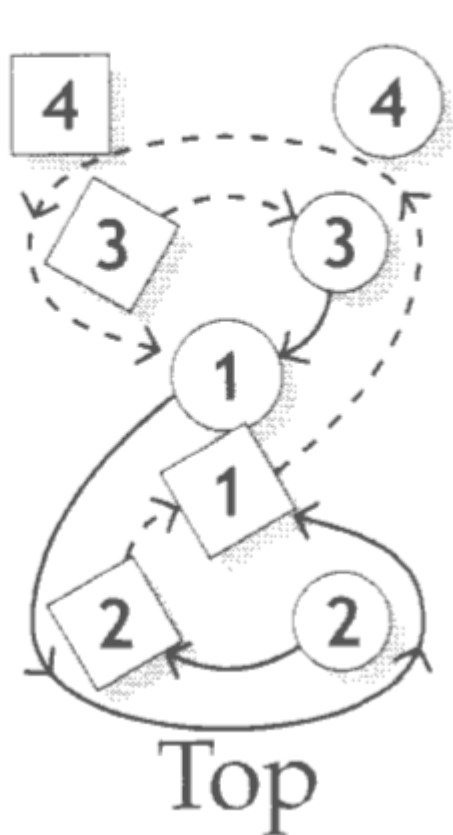
29 – 32 All dance a snake pass as follows: Releasing hands, 1st man followed by 3rd man and 3rd woman dances down the women's side, across at third place and up to second place on own sides. At the same time, 1st woman followed by 2nd woman and 2nd man, passing the other line of dancers by right shoulders, dances up the men's side, across the set at first place and down to second place on own sides. All finish on own side in the order 2, 1, 3.

Repeat, having passed a couple.

Devised by Chris Ronald, RSCDS New York Branch, September 2016 and named after the "house" in the Harry Potter books that features a snake as its emblem.

Note: The "snake pass" figure in bars 17 – 32 closely resembles that in bars 9 – 24 of The Devil's Elbow, devised by I. Trevor Stephenson in 1981, but was named after the version of the movement in Norman Churnside's dance The Snake Pass.

Fig.: Bars 21-24



No Video

Chasing a Wish

32 bar Reel

Bars

1 – 8 1st couple set to each other, dance down for 2 bars, nearer hands joined. They set again, turning away from each other on the second step to cast up into 2nd place 2nd couple step up on bars 7 – 8.

9 – 12 1st couple dance a half figure of eight round the 2nd couple.

13 – 16 1st couple dance a half figure of eight round the 3rd couple to end facing their 1st corners.

17 – 20 1st couple dance half a reel of four, right shoulder,

with their 1st corners to end facing their 2nd corners.

21 – 24 1st couple dance half a reel of four, right shoulder, with their 2nd corners to end in 2nd place on opposite sides.

25 – 28 1st couple turn each other to their own side of the dance, with both hands joined, using four pas de basque steps, whilst 2nd and 3rd couples dance clockwise half way round the set.

29 – 32 All three couples turn their partners once round to places giving right hands.

Repeat having passed a couple.

Devised by George D. Carr

No Video

The Falkland Beauty

RSCDS Book 4 – No. 11

24-bar jig for three couples in a four-couple longwise set

Bars Description

1 – 2 1st couple, passing each other by the right, cross down to finish back to back facing first corners. 2nd couple step up.

3 – 4 1st couple set to first corner, then second corner and, pulling back right shoulder, finish in second place on opposite sides, facing in.

5 – 8 2nd, 1st and 3rd couples advance and retire.

9 – 12 1st man, with 2nd and 3rd women on the women's side of the set and 1st woman, with 2nd and 3rd men on the men's side, dance three hands round to the left.

13 – 16 1st couple, giving both hands and using pas de basque, turn half way round to first place, remaining in the middle of

the set. 2nd couple step down and in on bars 15-16.

17 – 24 1st and 2nd couples dance a poussette.

Repeat, having passed a couple.

From the Border Country.

Original tune: The Falkland Beauty (Traditional)

Dances for June 27, 2019

Video: Highland Laddie

Book 4 – No. 9

Highland Laddie

32-bar reel for three couples in a four-couple longwise set

Bars Description

1 – 4 1st couple set and cast off to third place. 2nd and 3rd couples step up on bars 3-4.

5 – 8 2nd and 3rd couples, giving right hands, cross over to opposite sides.

9 – 12 1st couple lead up to the top. 2nd and 3rd couples step down on bars 11-12.

13 – 16 1st couple set and cast off one place to finish facing second corners who are on opposite sides. (1st man faces 2nd woman and 1st woman faces 3rd man.) 2nd couple step up on bars 15-16.

17 – 24 1st couple set to and turn second corners, set to and turn first corners, and finish between them, facing out on own sides. (Fig)

25 – 28 2nd, 1st and 3rd couples balance in line twice. On the last step, 1st couple release hands and turn to face in.

29 – 32 2nd, 1st and 3rd couples, giving right hands, turn partners to own sides, 2nd and 3rd couples turning one and a half times.

Repeat, having passed a couple.

Thomas Wilson: A Companion to the Ballroom, London, 1816.

Original tune: Cairney Mount (Aird's Collection, 1788), earlier as Highland Lassie in Oswald's Collection, 1740

No Video

The Emerald Isle

2004

Wes Clindinning – Canada's Irish Rover

32 bar strathspey for three couples in a four couple set

Bars

1 – 8 1st, 2nd and 3rd couples turn both hands half way round, finishing in the middle facing each other. Set, pull right shoulder back and curve out to partner's place. Cross right hand to own side, 1st couple finish facing out

9 – 14 Joining nearer hands when possible, 1st couple dance figure of eight on their own sides, around 2nd and 3rd couples

15 – 16 1st couple cast one place to face first corners; 2nd couple join hands, dance up and cast into 1st place

17 – 24 1st couple set to and turn corners (both hands); finish between corners

25 – 28 All three couples, joining hands on sides, advance for one, retire for one, twice

29 – 32 1st couple turn 1 1/2 times with both hands and dance

out to 2nd place, while 2nd couple turn each other with right hands for four bars and out to 15th place; 3rd couple turn each other left hands for four bars and out to 3rd place

On second repetition 1st couple turns and casts to 4th place, 4th couple turns into 3rd place.

Inscribed to June and Brian McFadden from Ulster

Video: Ciamar A Tha

Ciamar A Tha

(How are You?)

Roy Goldring – Auld Friends Meet

32 bar jig for 3 couples

1 – 2 1st couple dance down the middle.

3 – 4 1st and 3rd woman turn with left hands while 1st and 3rd men turn with right hands. 1st couple finish in 2nd place on own side. 2nd couple step up.

5 – 6 1st couple cross passing right shoulders.

7 – 8 1st woman and 3rd man turn with left hands while 1st man and 3rd woman turn with right hands. 1st couple meet between the 3rd couple.

9 – 10 1st couple dance up the middle.

11 – 12 1st woman and 2nd man turn with left hands while 1st man and 2nd woman turn with right hands. 1st couple finish in 2nd place on opposite side.

13 – 14 1st couple cross passing right shoulders.

15 – 16 1st and 2nd women turn with left hands while 1st and 2nd men turn with right hands. 1st couple meet between 2nd couple at the top.

17 – 20 1st couple dance down between 3rd couple and cast up to 2nd place.

21 – 22 1st couple dance a petronella turn to finish: woman between 2nd couple facing down, man between 3rd couple facing up.

23 – 24 All set.

25 – 26 All change places with the person opposite giving right hands.

27 – 28 All set.

29 – 30 Repeat bars 25 – 26. 1st woman finishes facing up; 1st man finishes facing down.

31 – 32 1st woman casts off, 1st man casts up, to finish in 2nd place on own side.

Repeat having passed a couple.

For the Ilkley Scottish Country Dance Club in celebration of their 21st Anniversary.

Note: A simple pronunciation is Kamera Ha.

It has been suggested that a more correct pronunciation is Kem ar-a haa 00.

Tune: Tribute to Leeds SCD Society (Donald Ridley)

Dances for June 20, 2019

Video: Burnieboozle

Burnieboozle

32 bar Reel

Southport Book, Volume 1

1 – 4 1st couple set and cast into 2nd place, 2nd couple step up on bars 3-4.

5 – 8 1st couple turn $1\frac{1}{2}$ times with left hand to finish facing man up and woman down on opposite sides.

9 – 16 1st couple dance reels of three on the sides, 1st man

giving left shoulder to 2nd woman, 1st woman giving left shoulder to 3rd man. 2nd and 3rd couples dance a full 8 bar reel, on the last two bars 1st couple turn with the right hand to face 1st corners.

17 – 28 Dance to the corner and set movement.

17 – 18 2nd woman and 3rd man set, 1st couple change places right shoulder with 1st corners and face in, 1st corners pass each other with right shoulders to face 2nd corner positions.

19 – 20 1st couple set, 3rd woman and 2nd woman, 2nd man and 3rd man change places right shoulder, 3rd man and 2nd woman give right shoulders in passing to face 1st corner positions.

21 – 22 3rd woman and 2nd man set, 1st woman and 2nd woman, 1st man and 3rd man change places right shoulder, 1st couple give right shoulders to face 2nd corner positions.

23 – 24 2nd woman and 3rd man set, 1st woman and 2nd man, 1st man and 3rd woman change places right shoulder, 3rd woman and 2nd man give right shoulders to face 1st corner positions.

25 – 26 1st couple set, 3rd woman and 2nd woman, 3rd man and 2nd man change places right shoulder, 3rd man and 2nd woman give right shoulders to face 2nd corner positions.

27 – 28 2nd man and 3rd woman set, 1st man and 3rd man, 1st woman and 2nd woman change places right shoulder, 3rd man dances out to 1st woman's position and faces down, 2nd woman dances out to 3rd man's position and faces up. On the last setting step, 2nd man faces up and 3rd woman faces down. 1st couple dance in wide ready to;-

29 – 32 1st couple turn approximately $1\frac{1}{4}$ times with right hands to finish in 2nd place on own sides, while 2nd man and 3rd man, 2nd woman and 3rd woman change places right hands on the sides and cross left hand with partner to finish 2, 1, 3.

Repeat having passed a couple.

Devised by David G. Queen

Burnieboozle is the name of the house where Jim and Rhoda

McMillan live in Formby. The dance has been written to honour Jim's year as President of the Lancashire and Cheshire Federation of Scottish Societies 1987-88.

No Video

Mount Maxwell Strathspey – Saltspring Island

Wes Clindinning – Canada's Irish Rover 2007

32 bar Strathspey for three couples

Bars

1 – 8 1st, 2nd and 3rd couples reel of three on the sides, 1st lady giving left shoulder to 2nd lady and 1st man giving right shoulder to 2nd man

9 – 16 All couples set, then turn partners with both hands twice, set

17 – 24 1st couple, followed by 2nd couple, lead down the middle. 2nd couple divide and follow 1st couple back to top. Both couples finish in the middle ready for

25 – 32 1st and 2nd couples dance allemande. On bars 31 & 32, 1st couple casts to 3rd place, 3rd couple dance up into 2nd place

For the Saltspring Island Club, especially Laura and Harvey Moore. With thanks for all their generous hospitality and friendship. – HISCD

No Video

The Foulis Reel

Book 4 – No. 7

48-bar jig for four couples in a four-couple longwise set

Bars Description

1 – 8 1st couple lead down the middle and up.

9 – 12 1st couple, giving right hands, turn half way and,

giving left hands, 1st man turns 2nd woman, while 1st woman turns 2nd man.

13 – 16 1st couple, giving right hands, turn once round and, giving left hands, 1st man turns 3rd woman while 1st woman turns 3rd man.

17 – 20 Repeat bars 13–16 with 4th couple.

21 – 24 1st couple cross passing by the left, cast up to the top behind their own lines and meet at the top of the set. 2nd, 3rd and 4th couples kneel down.

25 – 32 2nd and 3rd and 4th couples Clap while 1st couple, with nearer hands joined, dance down making an arch over the women, and up making an arch over the men. 1st man goes down the middle and up; 1st woman passes behind each line. (Fig)

33 – 34 All dance in to join both hands with partner to form a double line.

35 – 46 1st couple move out to the men's side and back to the middle, dancing in and out between 2nd, 3rd and 4th couples and moving down until they reach the bottom of the set, while 2nd, 3rd and 4th couples move out to the women's side and back to the middle, moving up. 1st couple finish in the middle of the set in fourth place and 2nd, 3rd and 4th couples progress one place.

47 – 48 All, with four running steps, retire to new places on own sides.

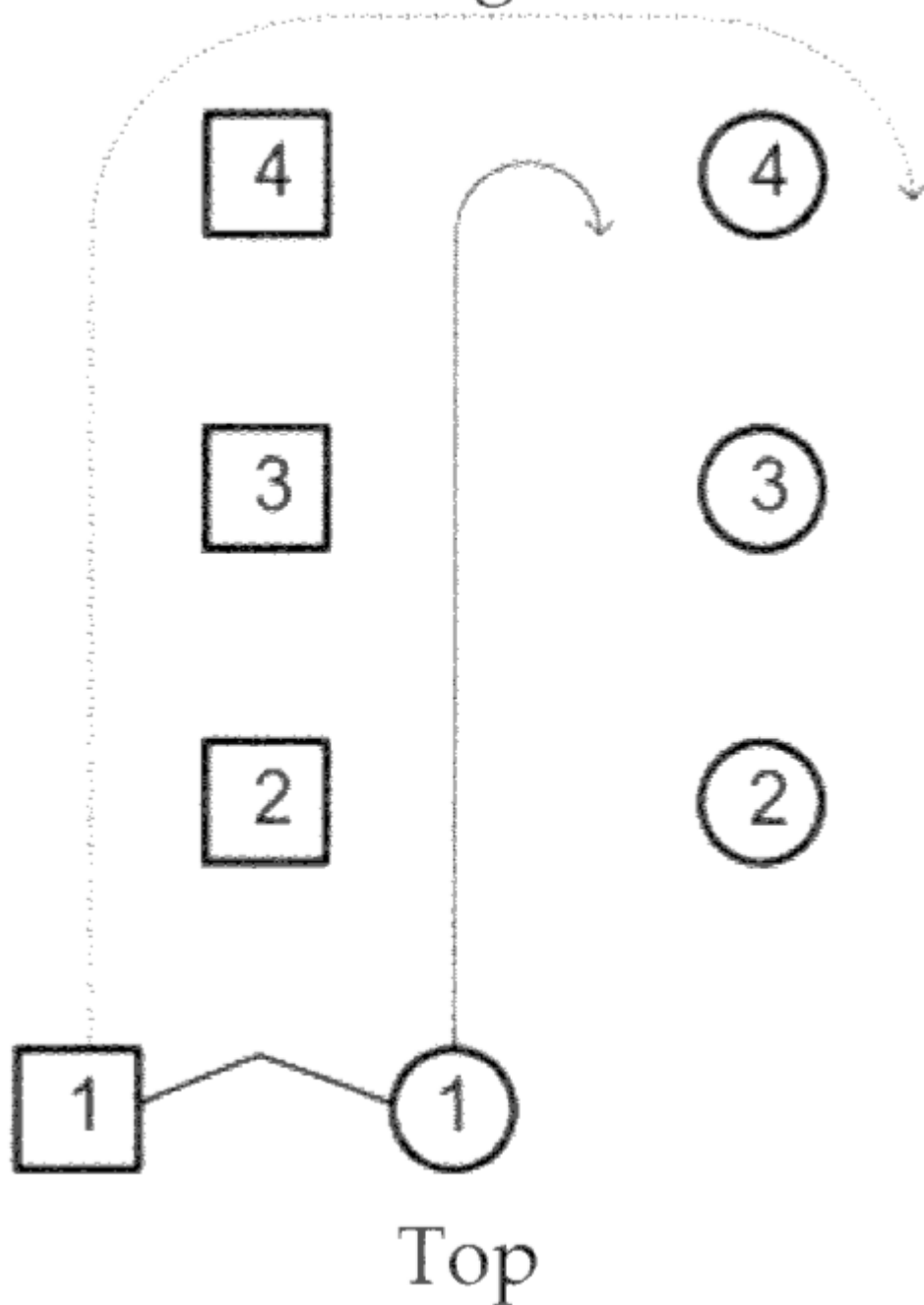
Repeat with a new top couple.

Running step is used throughout the dance.

Dance and tune collected in Shetland.

The number of bars in this dance is flexible. It has also been published as a 40 bar dance

Fig.



Dances for June 13, 2019

Video: Holden My Own

Holden My Own

a 32 bar jig for 3 couples

Bars

1 – 4 1st couple dance a half figure of 8 around 2nd couple.

5 – 8 1st and 3rd couples turn partner with left hands once round to finish ready for...

9 – 16 1st and 3rd couples dance ladies' chain up and down the dance, finishing facing out the sides ready for...

17 – 24 Mirror reels of three On the sides, 2nd couple begin dancing in and up. 1st couple finish facing out.

25 – 32 1st couple cast off two places' lead up, crossing over at the top, and cast into second place on own sides. 2nd couple step up on bars 31-32.

Repeat from second place.

Devised by Pam Stephens.

Devisor's note: The "Holden" is for Holden Beach, NC, which is the peaceful. yet stimulating.

refuge that provides the inspiration for many of my dances.

Video: The Ninety-second

The Ninety-second or The Marquis of Huntly's Highlanders

RSCDS Book 4 – No. 6

24-bar strathspey for three couples in a four-couple longwise set

Bars Description

1 – 8 1st, 2nd and 3rd couples dance reels of three on own sides. 1st and 2nd men and 1st and 2nd women pass by the right to begin. On bars 7-8, 1st couple progress to second place, while 2nd couple dance up to top place.

9 – 16 1st couple lead down the middle and up to finish in

second place.

17 – 24 2nd and 1st couples dance four hands round and back.

Repeat, having passed a couple.

William Campbell: 19th Book of New and Favorite Country Dances and Strathspey Reels, London 1798.

Original tune: The Marquis Huntley's Highlanders (Traditional)

No video

DUNNOTTAR HI-JINKS

Platinum Anniversary Dances – RSCDS Stonehaven

40-BAR JIG FOR FOUR PEOPLE IN A SQUARE SET

Bars Description

1 – 8 All four dancers chase round the set to finish back in original places.

9 – 16 All dance right hands across once round and left hands back to place.

17 – 24 Dancers 1 and 3 set for two steps, set advancing for 2 steps and turn each other right hand for four steps to finish back in original places,

25 – 32 Dancers 2 and 4 repeat bars 17 – 24

33 – 36 All four dancers join hands and dance eight slipping steps to the left, finishing in original places.

37 – 40 All four dancers dance on one place to the left for 2 steps and set in that new position.

Repeat from new positions.

Dance devised by Children at Dunnottar School, Stonehaven

Original Tune: none given

Dances for June 6, 2019

No Video

Fyfe's Fancy

Roy Goldring – Auld Friends Meet

32 bar reel for 3 couples

Bars

1 – 2 1st and 3rd couples dance a petronella turn into the centre of the dance.

3 – 4 1st, 2nd and 3rd couples set, 1st man and 3rd woman turn to the right on bar 4 to join right hands.

5 – 8 1st man and 3rd woman turn 11/2 times by the right hand while 1st woman and 2nd man, 3rd man and 2nd woman, dance half rights and lefts. Fig.1

1st woman is now in 3rd place, 3rd man in first place – both in the centre of the dance.

9 – 10 1st couple and 3rd couple change places with partner passing left shoulder. Fig. 2

11 – 12 1st, 2nd and 3rd couples set, 1st woman and 3rd man joining right hands on bar 12.

13 – 16 1st woman and 3rd man turn 11/2 times by the right hand while 1st and 2nd men, 3rd and 2nd women dance half rights and lefts. (No polite turn for 2nd couple at the end). Fig. 3.

17 – 24 Reels of three – 1st couple with 2nd man; 3rd couple with 2nd woman. 1st and 3rd couples pass partners by left shoulders to begin and finish by dancing out to own places.

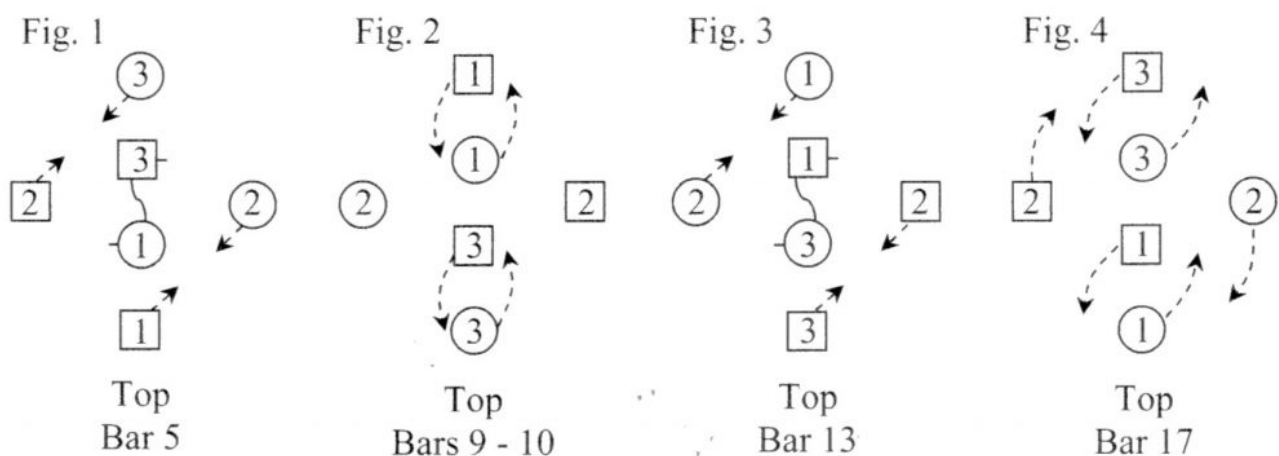
Fig. 4.

25 – 28 1st couple set and cast off one place. 2nd couple step up on bars 27 – 28.

29 – 32 2nd, 1st and 3rd couples turn by the right hand.

Repeat having passed a couple

Tune: Bonnie Glenisla (Jack Lindsay)
1981



No Video

Shalimar

The Trestle Bridge Collection – Fiona Miller

32 bar Strathspey for three couples in a four couple set

1 – 8 1st and 2nd couples Set and Rotate.

1 – 4 1st and 2nd couples take hands on side and set. All cast one place to the left by pulling back the right shoulder to finish with 1st couple on women's side and second couple on men's side.

5 – 6 Both couples change places with partner giving right hands.

7 – 8 All dance one place clockwise to progressed place.

9 – 16 2nd, 1st and 3rd couples dance six hands round for four

bars, drop hands and dance back to place. (1 st couple finish slightly in from the side line facing 1stcomer)

17 – 24 1st couple set to and turn comers. Finish in 2nd place on opposite side.

25 – 28 1st woman dances up between 2nd couple and cast off to 2nd place while 1stman dances down between 3rd couple and cast up to 2nd place. (1stcouple are now on own side.)

29 – 32 2nd, 1st and 3rd couples turn partner with two hands. 1st couple repeat from new position.

Shalimar is the name of my parents' home in Glasgow, Scotland. This dance is devised to honour their 50th Wedding Anniversary on September 01 , 2001.

No Video

Kenmure's on and awa'

Book 4 – No. 4

24-bar jig for two couples in a four-couple longwise set

1 – 4 1st and 2nd couples dance right hands across halfway round to Opposite sides to finish in the middle of the set, facing down, right hands joined.

5 – 8 1st couple, followed by 2nd couple, lead down the middle and face partners.

9 – 12 2nd and 1st couples dance left hands across halfway round to face up.

13 – 16 1st and 2nd couples lead up the middle to original places, finishing in the middle of the set facing partners, both hands joined.

17 – 24 1st and 2nd couples dance a poussette.

Repeat, having passed a couple.

Gow's Five Favourite Country Dances for 1822.

Original tune: Kenmure's On and awa' (Traditional)