

Dances for January 26, 2026

Ardbrae Dancers of Ottawa

Video: The Irish Rover

The Irish Rover

RSCDS 30 Popular Dances, Vol. 2

A 32-bar reel for three couples in a four-couple longwise set

1 – 8 1st couple dance down between 3rd couple, cast up one place on own side; 1st woman dances right hands across with 2nd couple while 1st man dances right hands across with 3rd couple. 2nd couple step up on bars 1 – 2.

9 – 12 1st couple dance half reels of four with first corners, then;

13 – 16 1st couple dance half reels of four with second corners. On bar 16, 1st couple turn left hand in centre ready to;

17 – 24 Pass left shoulders with person in first corner's position for two reels of three across the dance. 1st couple finish in second place on own side.

25 – 32 1st couple dance diagonal rights and lefts:

25 – 26 1st couple change places with person in their first corner's position (i.e. 1st woman right hand to 3rd woman and 1st man right hand to 2nd man).

27 – 28 Change left hand on sides; 1st woman with 2nd man, 1st man with 3rd woman. (First corners now back in original places).

29 – 30 1st woman changes places giving right hand 'to 3rd man (in 2nd woman's position), while 1st man changes places giving

right hand to 2nd woman (in 3rd man's position).

31 – 32 1st and 2nd women and 1st and 3rd men change places, giving left hands on own side of the dance.

Repeat having passed a couple.

Devised by James B. Cosh.

Original tune: The Irish Rover – Traditional.

Source: Twenty -Two Scottish Country Dances by James B. Cosh and Two Others.

On the fourth of July eighteen hundred and six
We set sail from the sweet cove of Cork
We were sailing away with a cargo of bricks
For the grand city hall in New York
'Twas a wonderful craft, she was rigged fore-and-aft
And oh, how the wild winds drove her
She'd stood several blasts, she had twenty-seven masts
And we called her the Irish Rover.

The Irish Rover tune is from a traditional Irish folk song about a magnificent but improbable sailing ship that after seven years at sea eventually sinks, leaving a sole survivor: the song narrator!

No Video

Skating On The Rideau Canal

Lindsay Clarke, Ardbrae Celebrates 60 Years

A 32 bar strathspey for 3 couples in a 3 couple longwise set

1 – 8 1st, 2nd and 3rd couples dance an Inveran reel, 1st couple crossing down to begin. 2nd couple finish facing out.

9 – 16 1st, 2nd and 3rd couples dance an inverted Inveran reel, 3rd couple crossing up to begin; 2nd couple dance out and down and 1st couple dance in and down.

17 – 20 All 3 couples dance “1/2 turn and twirl” to cross to the opposite side. (Giving partners right hand, all turn halfway to finish in the middle of the set facing each other, and pulling back right shoulders, dance on a curve out to the opposite sides.)

21 – 24 1st and 2nd couples chase clockwise 2 places while 3rd couple turn right hand 1 $\frac{1}{2}$ times. All finish on own sides in order 2,1,3

25 – 28 All 3 couples dance “1/2 turn and twirl” to cross to the opposite side.

29 – 32 1st and 3rd couples chase clockwise 2 places, while 2nd couple turn right hand 1 $\frac{1}{2}$ times, all finishing on own sides in order 2,3,1. 3rd woman dancing into 2nd woman's position finishes facing out.*

Repeat from new places

*At the end of the third and last repetition, woman dancing into 2nd place would face in for bow and curtsy.

Inspiration for dance: Skaters who glide effortlessly and smoothly, without stopping. Therefore all couples keep dancing throughout, hopefully reaching the required spot just in time to glide through without waiting for the music to prompt the next move. On a busy day, skaters would weave around each other, occasionally meeting up with a friend perhaps, for a brief hello.

Dances for January 12, 2026

Ardbrae Dancers of Ottawa

Video: Miss Emily Gordon's Jig

Miss Emily Gordon's Jig

Dancing on Air

32 bar Jig for 3 couples

1 – 2 1st, 2nd and 3rd couples turn with right hands half-way to face partner in the middle of the set, retaining right hands and joining left hands below the right.

3 – 6 1st, 2nd and 3rd couples slip down the middle for four steps. then slip back to the top.

7 – 8 Using two pas de basque, all three couples change places with partner, retaining joined hands but lifting right hands over the ladies' heads to finish in allemande hold facing the top.

9 – 16 1st, 2nd and 3rd couples dance allemande. On bars 15 – 16, 1st and 3rd couples dance two pas de basque to finish in the middle of the set, 1st couple facing up and 3rd couple facing down with nearer hands joined.

17 – 18 3rd and 1st couples change places, 1st couple dancing through the arch made by 3rd couple.

19 – 20 1st and 3rd couples change sides, lady dancing under her partner's arm.

21 – 22 1st and 3rd couples change places, 3rd couple dancing through the arch made by 1st couple

23 – 24 3rd and 1st couples change sides, lady dancing under her partner's to finish on own sides, 3rd couple in 1st place facing down and out, 1st couple in 3rd place facing up and out.

25 – 28 3rd, 2nd and 1st couples dance half reel of three on the sides, 2nd couple dancing in and down, 1st couple dancing out and up to begin.

29 – 32 1st and 2nd men turn 1 1/2 times with left hand, 1st

and 2nd ladies turn 1 1/2 times with right hand.

Repeat having passed a couple.

Tune: Em's Tattie Scones (Muriel Johnstone)

Dance devised by Bill Zobel for Emily, who has quietly supported Scottish Dance in Delta for decades and makes the best 'Tattie Scones' in Canada.

Note: the first figure of this dance was devised by Robert McOwen of Boston and used in his dance 'Burns Night', published in the Boston Branch book 'Celebrate Fifty Years of Dancing'.

Video: The Lass of Richmond Hill

The Lass of Richmond Hill

RSCDS Second Book of Graded Scottish Country Dances

32-bar reel for three couples in a four-couple longwise set

1 – 8 1st couple lead down middle and up to the top to finish in the middle of the set, facing up.

9 – 14 1st couple cast off one place and, passing partner by the left, dance round first corners by the right and into the middle of the set. 2nd couple step up on bars 9-10.

15 – 16 1st couple , giving left hands, turn to face first corners.

17 – 24 1st couple and first corners dance a corner chain. 1st couple finish facing second corners.

25 – 32 1st couple and second corners dance a corner chain. 1st couple finish in second place on own sides.

Repeat, having passed a couple.

Devised by Fiona Turnbull, RSCDS Richmond Branch.

First published in Richmond Anniversary Book 1952-1992.

©RSCDS Richmond Branch, printed with permission.

Dances for January 5, 2026

Ardbrae Dancers of Ottawa

Video: Ladies' Fancy

Ladies' Fancy

RSCDS Book 13

32-bar jig for two couples in a four-couple longwise set

1 – 4 1st man and 2nd woman, giving right hands, turn once round back to place.

5 – 8 1st couple, giving left hands, turn one and a half times to face down with 1st woman on her partner's right. (Note) 2nd woman steps up on bars 7-8 to be on left of 1st man.

9 – 16 1st man with 1st and 2nd women dance down the middle and up. On bars 15-16, 1st man hands his partner across in front of him.

17 – 24 1st and 2nd couples dance right hands across and left hands back to finish in the middle of the set, facing partner with both hands joined.

25 – 32 1st and 2nd couples dance a poussette.

Repeat, having passed a couple.

Note: in bars 7-8, it is helpful to join both hands.

Collected in Angus but see D Anderson's Ball-Room Guide c.

1886

Original tune: Peggie's Wedding (Bremner, here from Gow)

The Manual of Scottish Country Dancing:

Bars 15-16 On coming up the middle on bars 15-16, 1st man brings his partner round to her own side of the dance and hands her right hand to 2nd man who has come in behind him to receive it. 2nd woman quickly changes her hand and the wheel is formed.

TACNotes;

16 1st man hands his partner across in front of him towards own side, while 2nd woman pulls L shoulder back to face down ready for RH across.

Video: Monymusk

Monymusk

RSCDS Book 11

32-bar strathspey for three couples in a four-couple longwise set

1 – 4 1st couple, giving right hands, turn once round and cast off one place on own sides. 2nd couple step up on bars 3-4.

5 – 8 1st couple, giving left hands, turn one-and-a-quarter times to finish 1st woman between the 2nd couple facing down, and 1st man between the 3rd couple, facing up.

9 – 12 1st woman with 2nd couple and 1st man with 3rd couple set twice. On bars 11-12, 1st couple turn to the right into second place on opposite sides.

13 – 16 2nd, 1st and 3rd couples set twice.

17 – 24 2nd, 1st and 3rd couples dance six hands round and back.

25 – 30 2nd, 1st and 3rd couples dance reels of three on the sides. 1st woman passes 3rd man and 1st man passes 2nd woman by the right to begin.

31 – 32 1st couple, giving right hands, cross over to second place, own sides.

Repeat, having passed a couple.

Francis Werner: Book XVIII for the year 1785 as Mony Musk.

Original tune: Monymusk (Joshua Campbell's Collection, 1788)
Composed by Daniel Dow and called by him Sir Archibald Grant of Monymusk's Reel.

TACNotes:'

11-12 1st cpl petronella turn to sidelines, assisted by 2nd man & 3rd woman.

Video: The Deil amang the Tailors

The Deil amang the Tailors

RSCDS Book 14

32-bar reel for three couples in a four-couple longwise set

1 – 4 1st and 2nd couples set to partners and dance right hands across halfway round.

5 – 8 2nd and 1st couples set to partners and dance left hands across halfway round to original places.

9 – 16 1st couple lead down the middle and up to finish in the middle of the set facing up. 2nd couple step in.

17 – 24 1st and 2nd couples dance an allemande.

25 – 32 2nd, 1st and 3rd couples dance six hands round and back.

Repeat, having passed a couple.

Dale's Collection of Reels and Dances c. 1799.

Original tune: The Deil amang the Tailors (Gow)

Dances for December 8, 2025

Video: The White Heather Jig

The White Heather Jig

James B. Cosh, RSCDS 30 Popular Dances, Vol. 2

A 40-bar jig for four couples in a four-couple longwise set

1 – 4 1st couple turn with right hand and cast off to second place. 2nd couple step up on bars 3 – 4.

5 – 8 1st couple turn with left hand one and a half times and finish back to back between 2nd couple, 1st woman facing 2nd man and 1st man facing 2nd woman.

9 – 16 1st and 2nd couples dance a reel of four across. 1st couple pass right shoulder to finish facing first corners.

17 – 24 1st couple turn corners and partner to finish back to back between 3rd couple. (1st woman facing 3rd man and 1st man facing 3rd woman).

25 – 32 1st and 3rd couples dance a reel of four across, 3rd couple finish in second place and 1st couple meet in the centre between 3rd and 4th couples.

33 – 36 1st couple turn with left hand and cast off on own side. 4th couple step up on bars 35–36.

37 – 40 1st couple turn with right hand.

Repeat from new positions.

Devised by James B. Cosh.

Original tune: Six-Twenty Two Step by Sir Jimmy Shand M.B.E.

Source: Twenty-Two Scottish Country Dances and Two Others.

Video: [HERE COMES SANTA CLAUS](#)

HERE COMES SANTA CLAUS

By Joyce & Gary Lindsey, Patty Lindsay, and Lee Fuell

A 32bar reel for 3 couples in a 4-couple longwise set.

Recommended Music: Christmas Reels 8×32, from Scottish Christmas Dance Party recorded by Jim Lindsay and His Band.

1-8 1st couple dance down the middle and back, finish in first place facing out.

9-16 1st, 2nd, and 3rd couples dance mirror reels on the side, 1st couple starting by going out and down to begin.

17-20 1st couple cast into second place while 2nd couple dances up and curves into top place; 2nd, 1st and 3rd couples set.

21-24 2nd, 1st and 3rd couples turn partner with right hand.

25-32 2nd, 1st and 3rd couples dance 6 hands round and back.

Note: The last time through the dance, all 4 couples dance bars 19-32 (25 – 32 will be 8 hands round and back)

Dances for December 1, 2025

Ardbrae Dancers of Ottawa

No Video

The Archivist

Emily Porter, Ardbrae Celebrates 60 Years

A 32 bar strathspey for 3 couples in a 4-couple set

1 – 8 1st, 2nd, and 3rd couples dance 3-couple set and rotate as follows: All three couples set and cast to finish in lines of 3 across the dance, men facing down, women up. All change places right hands with the dancer opposite. All chase clockwise one place on to finish on the sidelines in order 3,2,1 with 1st man facing out.

9 – 12 1st man casts up behind the men's line and down in front of 3rd man to finish in 2nd place facing out and down, while 1st woman dances up the middle and casts off around 3rd woman to finish in 2nd place facing in and down. 2nd couple step down on bars 11–12. Dancers in order 3,1,2

13 – 16 1st couple dance a half reel of three on the sides, giving a left shoulder to 2nd couple to begin. Dancers dance straight into place – 1st man and 3rd woman pull back a right shoulder at the end of the reel to face in, 2nd woman pulls back a left shoulder. Dancers in order 2,1,3

17 – 20 Starting from the sidelines and passing each other by the right shoulder to begin, 1st couple dance corners pass and turn with their 1st corners, the corners turn giving both hands. 1st couple pass each other by the right shoulder to face their 2nd corners.

21 – 24 1st couple dance corners pass and turn with their 2nd corners, the corners turn giving both hands. 1st couple pass each other by the right shoulder to 2nd place on their own sides.

25 – 32 2nd and 1st couples dance a poussette right round.

Finish in order 2,1,3

Repeat having passed a couple

At the end of second repetition for each dancing couple, the following alternate ending may be danced:

31 – 32 2nd couple finish the poussette as normal. 1st couple finish bar 31 in the centre facing down with nearer hands joined. On bar 32, 1st couple down to 4th place. 3rd couple dance up the sidelines (2 bars) to finish ready to begin the 3-couple set and rotate with a new top couple.

Suggested music: The Quaich (Many Happy Returns – Hanneke Cassel and Dave Wiesler)

In memory of Elaine Hoag, an archivist both professionally, with Library and Archives Canada, and in her dancing life with the Ardbrae Dancers of Ottawa. With our mutual love of the strathspey poussette and covering opportunities, it's the kind of strathspey we would have enjoyed dancing together.

Video: [HERE COMES SANTA CLAUS](#)

HERE COMES SANTA CLAUS

By Joyce & Gary Lindsey, Patty Lindsay, and Lee Fuell

A 32bar reel for 3 couples in a 4-couple longwise set.

Recommended Music: Christmas Reels 8×32, from Scottish Christmas Dance Party recorded by Jim Lindsay and His Band.

1-8 1st couple dance down the middle and back, finish in first place facing out.

9-16 1st, 2nd, and 3rd couples dance mirror reels on the side, 1st couple starting by going out and down to begin.

17-20 1st couple cast into second place while 2nd couple dances up and curves into top place; 2nd, 1st and 3rd couples set.

21-24 2nd, 1st and 3rd couples turn partner with right hand.

25-32 2nd, 1st and 3rd couples dance 6 hands round and back.

Note: The last time through the dance, all 4 couples dance bars 19-32 (25 – 32 will be 8 hands round and back)

Dances for November 24, 2025

Ardbrae Dancers of Ottawa

Video: Arthur's Seat

Arthur's Seat

Scottish Country Dances of the Eighteenth Century by Jack McConachie

Longways set in Reel time for 4 (or 5) couples –
3-couple dance – 32-Bar sequence.

STEPS: "Skip Change" Step (for travelling), and Pas de Basque (for setting)

MUSIC: "Arthur's Seat": "Lord Ramsay". Tempo: 56 Bars per minute.

1 – 8 First and second couples dance right Hands Across once round (4 travelling steps), then first couple cast off (on own sides) to 2nd place (2 travelling steps), and set to each other (2 steps). Second couple lead up (with nearer hands), between first couple, on Bars 5–6, to finish at the top, (turning the nearer way into place) (Diagram 1).

9 – 16 First and third couples dance left Hands Across once round, then first couple cast off on own sides) to 3rd place, and set to each other. Third couple lead up (with nearer

hands) between first couple, on Bars 13–14, to finish in 2nd place (turning the nearer way into place.)

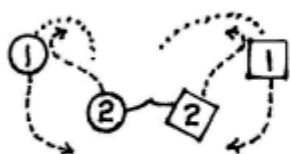
17 – 24 First couple lead up (with nearer hands), to the top and cast off (on own sides), round 2nd couple and meet below them (4 travelling steps); first couple then lead down (with nearer hands) between third couple and cast up (on own sides), round them to pass each other by the left (in 2nd place) to finish facing their 1st Corners (4 travelling steps). Third couple move down on Bars 23–24 (Diagram 2).

25 – 30 First couple “set to Corners – set to partner” (Diagram 3) (see notes below), finishing with the lady facing up, and the man facing down (6 steps).

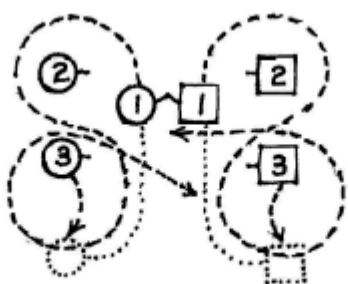
31 – 32 First couple turn by the right to own sides, in 2nd place.

First couple repeat from 2nd place (with third and fourth couples), and cross to own sides, to the bottom of the Set, on the last 2 steps, while fourth couple move up to 3rd place.

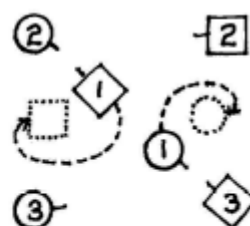
Each couple repeat in turn, as first couple.



1. Bars 5-6



2. Bars 17-24



3. Bars 25-26

- Notes: First couple release hands on Bar 4 and dance outwards, and down to 2nd place on the next 2 steps, while second couple join nearer hands (man's right and the lady's left), and lead up between the first couple on Bar 5, then release hands and dance out to own sides, in top place on Bar 6, turning the nearer way into place (the lady turning to her left, and the man to his

right).

- The above also applies to first and third couples on Bars 13–14.
- “To the top” on Bars 17–18 means above second couple (who are in top place).
- “Set to Corners–set to partner.” First couple (beginning back to back with each other, facing their 1st Corners), set to 1st Corners (with Pas de Basque on the right foot), turning to their right, and at the same time moving slightly to the side, on the 2nd step (Pas de Basque on the left foot to face each other across the dance (2 steps)).
- First couple set to each other (Pas de Basque on the right foot), turning to their right, and moving slightly to the side on the 2nd step, (Pas de Basque on the left foot), to face their 2nd Corners (2 steps).
- First couple then set to 2nd Corners, turning to their right and moving slightly to the side, on the 2nd step, to face each other up and down the dance (2 steps).
- The “Corner dancers” set normally with 2 Pas de Basques.

Video: New Abbey

New Abbey

Roy Goldring, Graded and Social Dances 2

32 bar strathspey for 2 couples

1–4 First couple dance in, touch nearer hands as they face the top and cast off one place. Second couple step up on bars 3–4.

5–8 First couple dance a half figure of eight around second couple, crossing up to begin.

9–16 Ladies chain. All finish in the sidelines, second man facing first woman and second woman facing first man.

17–18 All set.

19–20 All set to partner.

21–24 First couple dance a half figure of eight, crossing up to begin.

25–32 Second and first couples dance right hands across and back with left hands.

Repeat having passed a couple.

Tune: – Dunie Mains – Traditional

Note: This can also be danced as a jig (Tune: – Any good jig)

Dances for November 16, 2025

Ottawa Sunday Workshop

Video: The Pika

The Pika

32 bar Jig for 3 couples

Suggested Music: The Merry Dancers (RSCDS Book 4-2)

1 – 8 1st couple casts behind their own lines, meets below the third couple, dances up the middle to the top, and casts to second while couple 2 steps up.

9 – 12 Half diagonal mixed chain with first corners. 1st couple changes by the right hand to face their first corner positions while the first corners dance around to their right to second place. 1st couple turns first corners one half by the left hand. (This is similar to half of a ladies' chain but danced on the first diagonal.)

13 – 16 1st couple dances half a figure eight, the lady up and

the man down, while the first corners dance counter clockwise to second place and change by the right hand to the opposite corner.

17 – 20 Half diagonal mixed chain with second corners. 1st couple changes by the left hand to face their second corner positions while second corners dance around to their left to second place. 1st couple turns second corners one half by the right hand. (This is similar to half of a men's chain but danced on the second diagonal.)

21 – 24 1st couple dances half a figure eight, the lady down and the man up, while the second corners dance clockwise to second place and change by the left hand to the opposite corner.

25 – 28 1st couple dances half diagonal rights and lefts with first corners, the lady up and the man down.

29 – 32 1st couple dances half diagonal rights and lefts with second corners, the lady up and the man down.

The dance repeats having progressed one place. Couple 1 ends the first time of the dance facing out to simplify the cast behind their lines.

The dance was devised by Jeff Davis to be performed on the top of Pikes Peak where the SCD of Colorado set a high altitude record for Scottish country dancing. The author hoped that there might be enough other total idiots who would want to dance a jig as well as the planned strathspey at that elevation. Small and rabbit-like, the pika can be found scurrying through the rocks at high altitude gathering and storing the tundra grasses in little hay stacks for the coming winter.

© June 1995, Jeff Davis

No Video

SUSAN'S SOUVENIR

32 bar strathspey for 3 couples in a 3-couple set

Devised by Tim Wilson draft August 20, 2011

1-8 1st and 2nd couples dance the Tournee.

9-16 1st woman with 2nd couple, and 1st man with 3rd couple dance right hands across; 1st woman with 3rd couple, and 1st man with 2nd couple dance left hands across ("teapots"). On bar 16, 1st couple pass left shoulders to face 1st corners.

17-24 1st couple set to corners and partner ("hello-goodbye"), on bars 23-24, 1st couple dance a petronella turn to second place own side.

25-32 1st and 3rd couples dance the Tourbillon.

Ends 312. New 1st and 2nd couples ready to begin.

Tune: McOwens' Farewell (Susan Worland)

Note: Susan Worland Bentley was moved to make recording in memory of her mother and good friends who have passed away. The theme of the project was farewells and remembrance. The dance was written at Susan's request to accompany a 3x32 strathspey she was planning to record.

©2011 by Tim Wilson. All rights reserved. Permission is granted for verbatim reproduction and non-profit distribution of this leaflet, provided that this notice remains intact.

No Video

Captain Campbell's Hornpipe

(alt. Black Pete's Reel)

Craig Williams, September 2025

1 – 8 1st couple, near hands joined, dance down the middle and up, dividing to dance behind 3rd couple into 2nd place. 2nd couple step up on bars 3 – 4.

9 – 10 2nd, 1st & 3rd couples set.

11 – 12 All corners petronella turn one corner position anticlockwise. 1st couple set advancing to finish back to back facing own side.

13 – 14 1st couple with 1st and 2nd corners set as in double triangles,

15 – 16 All corners petronella turn one corner position anticlockwise. 1st couple set moving round back to back to finish facing opposite sides.

17 – 20 1st couple with dancers in 1st corner position dance a diagonal 1/2 reels of 4. 1st couple pass right shoulders to face 2nd corner position

21 – 24 1st couple with dancers in 2nd corner position dance a diagonal 1/2 reels of 4. 1st couple finish in 2nd place on own sides.

25 – 32 2nd, 1st & 3rd couples circle 6 hands round and back.

Captain Peter “Black Pete” Campbell (1846-1915) – his thick dark beard and fierce looking earned him his nickname – was known for taking daring risks at sea and for pushing ships’ boilers and steam engines to their limits, and beyond. He was captain of the of the Manitoulin, a wooden steamer, when it was on a run from Killarney to Manitowaning, on May 18, 1882, and a fire broke out in the engine room. After running the ship ashore, he cut a large hole in the hull to allow water inside and extinguish the flames. The ship was rebuild and renamed Atlantic.

Video: The Flying Spur

The Flying Spur

John Drewry, The Canadian Book

for Jackie Johnstone of Dumfries

the Johnstone Clan Crest bears a winged spur.

Jig – 3 couples – 32 bars

Tune – “Captain White” S.C.D. Music for Books 8-14, Winifred Bird Matthew, page 13.

Kerr’s 1st @ollection of Merry Melodies for the Violin, page 28.

1 – 4 1st couple, giving right hands in passing, cross over and cast off to second place on opposite sides. (2nd couple step up on Bars 3-4)

5 – 8 1st man dances up between 2nd couple and casts off to second place on his own side; 1st lady dances down between 3rd couple and casts up to second place on her own side; meanwhile 2nd and 3rd couples set, then, giving right hands to partners, cross over and stay facing out.

9 – 16 1st man dances & reel of three on the men’s side with 2nd and 3rd ladies; he begins by passing 3rd lady by the right.

1st lady, similarly, dances a reel of three on the ladies’ side with 2nd and 3rd men; she begins by passing 2nd men by the right.

At the end of the reels:

- 1st man dances down to finish in the centre of the dance in third place facing ups
- 1st lady dances up to finish in the centre of the dance in top place facing down;
- 2nd couple dance out and down, while 3rd couple dance out and up to meet the other lady or man on the side lines (wrong sides) and join nearer hands.

17 – 20 1st couple set to one another, then turn petronella-wise into second place on wrong sides; 2nd and 3rd couples cross to own sides, the ladies passing under an arch made by the men, then 2nd couple dance out and up into top place,

while 3rd couple dance out and down to third place.

21 – 24 2nd, 1st and 3rd couples turn partners by the right hand. 2nd and 3rd couples return to own sides to finish facing down and up the dance, while 1st couple finish in the centre of the dance, still on wrong sides, facing down.

25 – 32 1st couple dance down between third places, cast up to second place on wrong sides, they lead up between top places crossing over to own sides and cast off to second place. Meanwhile 2nd and 3rd couples dance rights and lefts beginning by changing places on the sides with right hands, and then crossing the dance giving left hands to partners.

Repeat, having passed a couple,

Dances for October 20, 2025

Ardbrae Dancers of Ottawa

Video: The Irish Rover

The Irish Rover

RSCDS 30 Popular Dances, Vol. 2

A 32-bar reel for three couples in a four-couple longwise set

1 – 8 1st couple dance down between 3rd couple, cast up one place on own side; 1st woman dances right hands across with 2nd couple while 1st man dances right hands across with 3rd couple. 2nd couple step up on bars 1 – 2.

9 – 12 1st couple dance half reels of four with first corners, then;

13 – 16 1st couple dance half reels of four with second corners. On bar 16, 1st couple turn left hand in centre ready to;

17 – 24 Pass left shoulders with person in first corner's position for two reels of three across the dance. 1st couple finish in second place on own side.

25 – 32 1st couple dance diagonal rights and lefts:

25 – 26 1st couple change places with person in their first corner's position (i.e. 1st woman right hand to 3rd woman and 1st man right hand to 2nd man).

27 – 28 Change left hand on sides; 1st woman with 2nd man, 1st man with 3rd woman. (First corners now back in original places).

29 – 30 1st woman changes places giving right hand 'to 3rd man (in 2nd woman's position), while 1st man changes places giving right hand to 2nd woman (in 3rd man's position).

31 – 32 1st and 2nd women and 1st and 3rd men change places, giving left hands on own side of the dance.

Repeat having passed a couple.

Devised by James B. Cosh.

Original tune: The Irish Rover – Traditional.

Source: Twenty -Two Scottish Country Dances by James B. Cosh and Two Others.

On the fourth of July eighteen hundred and six
We set sail from the sweet cove of Cork
We were sailing away with a cargo of bricks
For the grand city hall in New York
'Twas a wonderful craft, she was rigged fore-and-aft
And oh, how the wild winds drove her
She'd stood several blasts, she had twenty-seven masts
And we called her the Irish Rover.

The Irish Rover tune is from a traditional Irish folk song about a magnificent but improbable sailing ship that after seven years at sea eventually sinks, leaving a sole survivor: the song narrator!

Video: Thank You Patricia

Thank You Patricia

RSCDS Book 54

A 32-bar strathspey for three couples in a four-couple longwise set

1 – 4 1st couple set and dance a petronella turn. 2nd couple step up on bars 3 – 4.

5 – 6 1st and 2nd couples set, on bar 6 1st couple advancing to finish in a line across the dance, with 1st woman facing 2nd man and 1st man facing 2nd woman.

7 – 8 1st woman with 2nd man, and 1st man with 2nd woman, giving both hands, turn once round to finish with 1st woman facing her first corner and her partner behind her.

9 – 12 1st couple dance a half reel of three in tandem with lead change with first corners. 1st couple pass 2nd man by the right to begin. 1st man finishes facing partner's second corner, with his partner behind him.

13 – 16 1st couple dance a half reel of three in tandem with lead change with second corners. 1st couple pass 3rd man by the right to begin. 1st couple finish in the middle of the set, facing up with nearer hands joined, 1st woman curving round to the right to finish on the right of her partner.

17 – 20 1st couple dance up and cast off to second place on own sides.

21 – 24 1st couple, giving right hands, turn once round, while

2nd and 3rd couples set and, giving right hands, turn halfway. All three couples finish in allemande hold.

25 – 32 3rd, 1st and 2nd couples dance an allemande.

Repeat, having passed a couple.

Devised by Deb Lees, RSCDS Newcastle-upon-Tyne & District Branch.

Patricia Cass played piano for the Newcastle Branch Scottish country dancing and Ladies Step classes, often working with Deb Lees as teacher. This dance was written by Deb in conjunction with other members of the Branch class, in appreciation of Patricia's skill and commitment over many years.

The reels in the dance are a reference to the dance John Cass (RSCDS Book 49) which was written for Patricia's husband. However, in Patricia's dance, the woman leads the first tandem reel, reflecting Patricia's strength as a dancer as well as a musician. Patricia played a key role in the development and organisation of the Newcastle Festival, held in February each year.

As Deb frequently found herself saying, "Thank you Patricia!"

Video: The Greenbelt Jig

The Greenbelt Jig

Elaine Brunken, Moments in Time

32 Bar Jig for 3 couples

1 – 6 1st, 2nd, and 3rd ladies Dance around their partners passing Right shoulder, and dance back to place.

7 – 8 1st, 2nd, and 3 couples Cross over giving Right Hands. (All are on opposite sides)

9 – 14 1st, 2nd, and 3rd men Dance around their partners passing Right shoulder, and dance back to place (Opposite sides).

15 – 16 1st, 2nd, and 3rd couples Cross over giving Right Hands. (1st couple remain facing out)

17 – 24 1st couple Cast off 2 places, join nearer hands and Dance up the middle, and Cast off to 2nd place.

17 – 19 cast 2 places (2nd couple step up on 17&18)

20 – 22 dance up the middle

23 – 24 cast to 2 place

25 – 28 2nd, 1st and 3 couples Advance and Retire.

29 – 32 2nd 1st and 3rd couples Turn by the Right Hand.

At the end of 2 repetition 1st couple finish in 3rd place and step to the bottom The new 3rd lady dances up from the bottom.
3 man steps up on bars 1-2

Repeat having passed a couple

Devised in March 2010 at the St. Columba's Class in Greenbelt, Maryland. It's an easy wee jig for all levels and a good warm up dance.

Easily adapts to a 2 couple dance: 1-16 and 25-32 done by 1st and 2nd couple. Bars 17-24 1st couple cast off one place in 4 bars (dance in for one and out for one, then cast for 2), dance up to the top, and cast into 2nd place. (2nd couple step up on 19 & 20)

Suggested Tune: Ride the Wind (Tatsu-Do) (Muriel Johnstone)

Dances for October 6, 2025

Ardbrae Dancers of Ottawa

Video: Thank You Patricia

Thank You Patricia

Deb Lees , RSCDS Book 54

A 32-bar strathspey for three couples in a four-couple longwise set

1 – 4 1st couple set and dance a petronella turn. 2nd couple step up on bars 3 – 4.

5 – 6 1st and 2nd couples set, on bar 6 1st couple advancing to finish in a line across the dance, with 1st woman facing 2nd man and 1st man facing 2nd woman.

7 – 8 1st woman with 2nd man, and 1st man with 2nd woman, giving both hands, turn once round to finish with 1st woman facing her first corner and her partner behind her.

9 – 12 1st couple dance a half reel of three in tandem with lead change with first corners. 1st couple pass 2nd man by the right to begin. 1st man finishes facing partner's second corner, with his partner behind him.

13 – 16 1st couple dance a half reel of three in tandem with lead change with second corners. 1st couple pass 3rd man by the right to begin. 1st couple finish in the middle of the set, facing up with nearer hands joined, 1st woman curving round to the right to finish on the right of her partner.

17 – 20 1st couple dance up and cast off to second place on own sides.

21 – 24 1st couple, giving right hands, turn once round, while 2nd and 3rd couples set and, giving right hands, turn halfway.

All three couples finish in allemande hold.

25 – 32 3rd, 1st and 2nd couples dance an allemande.

Repeat, having passed a couple.

Devised by Deb Lees, RSCDS Newcastle-upon-Tyne & District Branch.

Patricia Cass played piano for the Newcastle Branch Scottish country dancing and Ladies Step classes, often working with Deb Lees as teacher. This dance was written by Deb in conjunction with other members of the Branch class, in appreciation of Patricia's skill and commitment over many years.

The reels in the dance are a reference to the dance John Cass (RSCDS Book 49) which was written for Patricia's husband. However, in Patricia's dance, the woman leads the first tandem reel, reflecting Patricia's strength as a dancer as well as a musician. Patricia played a key role in the development and organisation of the Newcastle Festival, held in February each year.

As Deb frequently found herself saying, "Thank you Patricia!"

Video: Inchmickery

Inchmickery

Roy Goldring, RSCDS Book 53

A 32-bar jig for five couples in a five-couple longwise set.

1 – 8 1st and 2nd couples dance four hands round to the left. 1st couple dance in towards each other and then cast off two places (2nd and 3rd couples step up on bars 7 – 8).

9 – 16 1st couple dance right hands across, 1st woman with 3rd couple and 1st man with 4th couple, 1st couple pass by the

right to dance left hands across with the other couple.

17 – 24 1st woman with 2nd man also 1st man with 5th woman, giving right hands, turn once round; 1st couple pass by the right; then 1st woman with 5th man also 1st man with 2nd woman, giving left hands, turn once round, 1st couple finishing in 3rd place.

25 – 32 1st couple dance in towards each other, then cast off two places (4th and 5th couples step up on bars 27 – 28), 1st and 5th couples dance four hands round to the right.

Finish in the order 2, 3, 4, 5, 1.

Repeat from new positions.

Devised by Roy Goldring, Leeds Branch, 2000. Reprinted by kind permission of Simon and Peter Goldring.

Video: Flowers of Edinburgh

Flowers of Edinburgh

RSCDS Book 1

32-bar reel for three couples in a four-couple longwise set

1 – 6 1st woman casts off two places, crosses to the opposite side and dances up behind 2nd and 3rd men to her partner's original place. 1st man follows his partner, crossing over and dancing behind 2nd and 3rd women, and up the middle to his partner's original place.

7 – 8 1st couple set to each other.

9 – 14 1st couple repeat bars 1-6, with 1st man casting off and 1st woman following. 1st couple finish in original places.

15 – 16 1st couple set to each other.

17 – 24 1st couple lead down the middle and up to finish

facing each other in the middle of the set with both hands joined. 2nd couple step in.

25 – 32 1st and 2nd couples dance a poussette.

Repeat, having passed a couple.

Kate Hughes' Dancing Book (MS), Dundalk 1867.

Original tune: Flowers of Edinburgh (Traditional)

Dances for September 29, 2025

Ardbrae Dancers of Ottawa

Video: A Glasgow Welcome

A Glasgow Welcome

Glasgow Branch 100th Anniversary

32-bar jig for three couples in a four-couple longwise set

1 – 8 1st couple set and, giving right hands, cross down one place, cast off behind 3rd couple and dance up to finish back to back in the middle in second place facing opposite sides. 2nd couple step up on bars 3-4.

9 – 16 'Rotating double triangles'

9 – 10 1st couple with their 1st and 2nd corners, set in double triangles position.

11 – 12 1st couple set moving round back to back three quarters clockwise, to finish with the man in the middle, facing up, and the woman in the middle, facing down. At the same time, corners dance a petronella turn one corner position anticlockwise.

13 – 14 1st couple with 1st and 2nd corners, set in crown

triangles position.

15 – 16 1st couple set moving round back to back clockwise, pulling back by the right to finish, woman in the middle of first place facing the women's side, man in the middle of third place facing the men's side. At the same time, corners dance a petronella turn one corner position anticlockwise.

17 – 24 1st woman with 3rd couple and 1st man with 2nd couple dance reels of three across the set. 1st woman and 3rd man, and 1st man and 2nd woman pass by the right to begin. 1st couple finish in second place on opposite sides.

25 – 28 1st man with 3rd couple and 1st woman with 2nd couple dance right hands across once round.

29 – 32 3rd, 1st and 2nd couples dance clockwise halfway round the set to own sides.

Repeat, having passed a couple.

Devised by Niall Bootland.

Video: The Fiddler's Wife

The Fiddler's Wife

Barb Anglin

(32 bar strathspey for three couples)

1 – 4 1st couple set and cast off one place as 2nd couple step up.

5 – 8 1st couple dance a half figure of eight round 2nd couple.

9 – 16 2nd and 1st couples dance a ladies' chain.

17 – 20 1st couple dance a half figure of eight round 3rd couple.

21 – 24 2nd, 1st and 3rd couples turn partners with the right hand once round to finish in promenade hold, in the middle, facing up.

25 – 32 2nd, 1st and 3rd couples dance a promenade.

Repeat, having passed a couple.

The Minister kissed the fiddler's wife,
An' could na preach for thinkin' o't.
Robert Burns – My Love she's but a Lassie yet

Video: The Sailor

The Sailor

RSCDS Book 24

32-bar hornpipe for three couples in a four-couple longwise set

1 – 2 1st couple, giving right hands, cross down, 1st woman to face 2nd and 3rd men, 1st man to face 2nd and 3rd women. 2nd couple step up.

3 – 4 1st woman with 2nd and 3rd men and 1st man with 2nd and 3rd women, joining nearer hands, set. (Fig.)

5 – 8 1st woman casts up round 2nd man to finish between 2nd couple, all facing down; 1st man casts down round 3rd woman to finish between 3rd couple, all facing up. All set in lines of three across.

9 – 16 1st woman with 2nd couple and 1st man with 3rd couple dance reels of three across the set. To begin, 1st woman and 2nd man, 1st man and 3rd woman pass by the right. 1st couple finish in second place on opposite sides.

17 – 24 1st couple lead down the middle (two steps) and up, cross at the top and cast off one place on own sides.

25 – 32 2nd and 1st couples dance rights and lefts.

Repeat, having passed a couple.

Collected by Miss Jenny MacLachlin.

Original tune: The Davy Hornpipe (Traditional)



TACNotes:'

3-4 Note Fig. – not a double triangles position.

5-8 Cast – not a right hand turn with 2nd man and 3rd woman.