

# Dances for May 1, 2023

Video: Sugar Candie

## **Sugar Candie**

RSCDS Book 26

32-bar strathspey for three couples in a four-couple longwise set

1 – 4 1st couple set and cast off one place. 2nd couple step up on bars 3-4.

5 – 8 1st couple, passing each other by the left, dance round first corners by the right. On bar 8, 1st couple pull back by the right to finish back to back in the middle, woman facing up, man facing down.

9 – 12 1st woman and 2nd couple, 1st man and 3rd couple dance three hands round to the left. 1st couple pull back by the right to finish facing each other up and down the set.

13 – 16 1st couple set and, giving both hands, turn to face first corners. On bar 16, 1st couple open out as 1st man releases his partner's right hand.

17 – 24 1st couple turn first corners with the right hand, partner with the left hand, second corners with the right hand and, giving left hand to partner, turn to face first corners.

25 – 30 1st couple dance reels of three on the sides passing first corners by the left to begin.

31 – 32 1st couple, giving right hands, cross to second place on own sides.

Repeat, having passed a couple.

Original tune: The Earl of Angus and Arran (William Marshall, A Collection of Scottish Melodies, Volume 4, 1844).

---

Video: Maxwell's Rant

### **Maxwell's Rant**

RSCDS Book 18

32-bar reel for three couples in a four-couple longwise set

1 – 16 1st couple, with 2nd and 3rd couples, dance reels of three on opposite sides and then on own sides. 2nd and 3rd couples remain on own sides throughout.

17 – 20 1st couple, giving right hands, cross over and cast off one place. 2nd couple step up on bars 19-20.

21 – 24 1st couple dance a half figure of eight round 2nd couple.

25 – 28 1st couple dance down between 3rd couple and cast up to second place on own sides.

29 – 32 2nd, 1st and 3rd couples, giving right hands, turn once round.

Repeat, having passed a couple.

Rutherford: Compleat Collection of 200 of the most celebrated Country Dances both old and new... Vol 1, London, c. 1755 as Maxwill's Rant.

Original tune: Maxwell's Rant (Traditional)

---

Video: Hooper's Jig

### **Hooper's Jig**

Miss Milligan's Miscellany of Scottish Country Dances

32-bar jig for three couples in a four-couple longwise set

1 – 4 All clap and 1st couple, passing right shoulders, cross

over and cast off one place on opposite sides. 2nd couple step up on bars 3-4.

5 – 8 1st and 3rd couples dance right hands across once round.

9 – 12 All clap and 1st couple, passing by the right, cross over and cast up to original places. 2nd couple step down on bars 11-12.

13 – 16 1st and 2nd couples dance left hands across once round.

17 – 18 1st man and 3rd woman, giving right hands, change places.

19 – 20 1st woman and 3rd man, giving right hands, change places, while 1st man and 3rd woman dance round ready to cross back.

21 – 22 1st man and 3rd woman, giving right hands, change places and 1st man faces out. At the same time, 1st woman and 3rd man dance round ready to cross back.

23 – 24 1st woman and 3rd man, giving left hands, cross over with 3rd man guiding 1st woman into second place while 1st man casts off to second place. 2nd couple step up.

25 – 32 2nd and 1st couples dance rights and lefts.

Repeat, having passed a couple.

Rutherford, D: Compleat collection of 200 of the most celebrated country dances, both old and new, c. 1756, London  
Customary tune: Peter's Peerie Boat (Tom Anderson)

---

Video: The Saltire Strathspey

**The Saltire Strathspey**

RSCDS Book 45

(Strathspey)

1 – 4 1st man and 2nd woman, 3rd woman and 4th man turn with both hands one and a half times to change places.

5 – 8 All four men dance left hands across once round. Staying in the middle, all release left hands and, giving right hands to partner, all finish facing anticlockwise, nearer hands joined with partners. (Fig. 1)

9 – 12 All set and link to change places with partners.

13 – 16 All set and link finishing on the sidelines facing partners. (Fig. 2)

17 – 24 All dance reels of four on the sides.

25 – 28 1st woman and 2nd man, 4th woman and 3rd man turn with both hands one and a half times to change places, all finishing on opposite sides in the order 2,1,4,3.

29 – 30 2nd and 3rd couples, giving right hands, cross over while 1st and 4th couples dance left hands across halfway round finishing in the order 2,4,1,3.

31 – 32 All set to partners.

Repeat from new positions.

Devised by Barbara Anglin, RSCDS Ottawa Branch and originally published by that branch in A Gatineau Gathering (2001).

Tune: Blinkbonny, George Meikle

TACNotes:'

Bars 1-4 1st man & 4th man finish facing in, anticipating the change of direction on bar 5.

Bars 11-12 Women dance well into middle to prevent spreading of set outwards at bar 16.

Bars 25-28 1st & 4th women finish similarly to bar 4.

---

Video: On the Quarter-Deck

### **On the Quarter-Deck**

Scottish Country Dances from THE HARBOUR CITY.

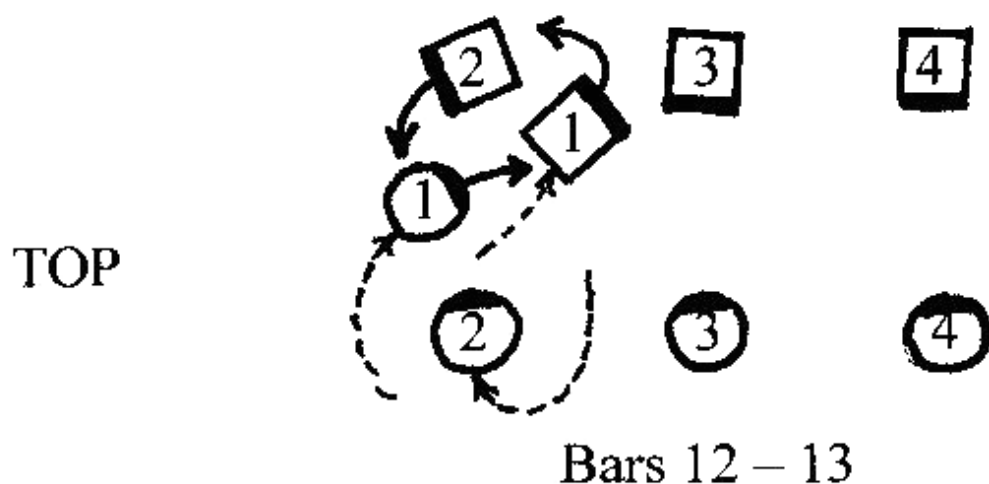
A 32 bar hornpipe for 2 couples in a 4 couple longwise set.

1 – 4 1st couple set once and cross over giving right hands.

5 – 8 1st couple set once and turn with right hands just over halfway round.

9 – 12 1st couple and 2nd man dance right hands across once round.

13 – 16 1st couple and 2nd woman dance left hands across once round.



17 – 20 1st woman, followed by her partner, dances down the middle for two steps, both turn right about and 1st man, followed by his partner, dances back up the middle.

21 – 24 1st man casts down behind 2nd woman and crosses over into 2nd man's place while 1st woman dances up the middle and casts down behind 2nd woman to finish in 2nd woman's place. 2nd couple move up on bars 23 and 24.

25 – 32 2nd and 1st couples dance right and left.

Repeat, having passed a couple.

“On the Quarter-deck” was devised by Iain Boyd.

---

## Dances for April 24, 2023

Video: Mrs Stewart of Fasnacloich

**Mrs Stewart of Fasnacloich**

RSCDS Leaflet – No. 18

(Reel)

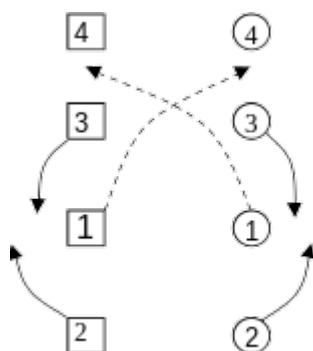


Figure 1 – Bar 9

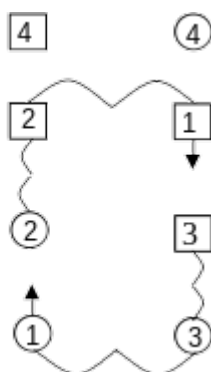


Figure 2 – Bar 28

1 – 4 1st and 2nd couples petronella turn into centre to face partners and set.

5 – 6 1st and 2nd couples turn partners by right hand three-quarters way round, then, retaining partners' hands.

7 – 8 1st and 2nd couples dance right hands across halfway round to finish, 2nd couple in first place and 1st couple in second place, on own sides.

9 – 16 2nd, 1st and 3rd couples dance reels of three on the sides. To begin, 1st couple, giving right hands, cross over to third place. (Fig. 1). 1st couple finish facing second corners; 2nd and 3rd couples dance the long way round into place.

17 – 20 1st couple dance half a diagonal reel of four with second corners. Then 1st couple turn each other by the left hand to face first corners.

21 – 24 1st couple dance half a diagonal reel of four with first corners, passing left shoulders. Then 1st couple pass each other by the left to finish back to back in the centre, 1st man facing up, 1st woman facing down.

25 – 27 1st man dances three hands round with 3rd couple, while 1st woman dances three hands round with 2nd couple.

28 – 30 Releasing left hand, 1st man leads his circle down the women's side, while 1st woman leads her circle up the men's side to form a large circle. Six hands round to the left. (Fig. 2).

31 – 32 All 3 couples set.

TACNotes:'

19-20 1st cpl dance a wide LH turn instead of passing L shoulder.

24 1st cpl pass L shoulder.

25-30 Controlled slip steps. If 1st cpl release LH in the

small circles at end of bar 27, then large circle may be formed by end of bar 28.

---

Video: 12 Coates Crescent

## **12 Coates Crescent**

RSCDS Book 40 – No. 5

(Strathspey)

1 – 4 All four couples, joining hands on the sides, set to partners and cross over giving right hands.

5 – 8 Repeat bars 1–4.

9 – 10 1st couple, giving nearer hands, dance down between 2nd couple. At the same time, 4th couple, giving nearer hands, dance up between 3rd couple.

11 – 12 1st and 4th women, giving nearer hands, dance out between 2nd and 3rd women and cast back to original places. At the same time, 1st and 4th men, giving nearer hands, dance out between 2nd and 3rd men and cast back to original places.

13 – 16 1st couple lead down to fourth place. 2nd, 3rd and 4th couples step up on bars 15–16.

17 – 24 3rd and 4th couples dance rights and lefts.

25 – 32 2nd couple with 3rd couple and 4th couple with 1st couple dance four hands across and back.

Repeat, with a new top couple.

Devised by the Publications and Research Committee, 1998.

Tune: The Glendale Strathspey (Copyright R. Mathews).

The Manual of Scottish Country Dancing:

Bars 13–16 1st couple dance straight into fourth place.



TACNotes:'

13–16 1st cpl dance towards partner to begin & and finish by dancing straight into 4th place.

---

Video: A Wee Nothin'

### **A Wee Nothin'**

32 Bar jig for 2 couples

1 – 8 1st and 2nd couples dance Right Hands across and Left Hands back to place.

9 – 14 1st Lady followed by the 2nd Lady dance across the top of the set, behind the men's line, 1st Lady dances below the 2nd man, and 2nd Lady dances between the two men, and across to their own side, both pull LEFT shoulders back.

15 – 16 1st and 2nd ladies join hands and Set. (Men do not set back)

17 – 22 1st Man followed by the 2nd Man dance across the top of the set, behind the ladies' line, 1st Man dances below the 2nd lady's position, 2nd Man dances between the two ladies, and across to their own side, both pull RIGHT shoulders back.

23 – 24 1st and 2nd Men join hands and Set. (Ladies do not set back)

25 – 32 2nd and 1st couples dance Rights and Lefts.

Devised by Elaine Brunken as a wee warm up dance.

Note: Please include the polite turns at the end of Rights and Lefts, prior to entry to the wheels.

Suggested tune: Miss Hannah of Elgin

---

Video: Flowers of Edinburgh

## **Flowers of Edinburgh**

RSCDS Book 1 – No. 6

32-bar reel for three couples in a four-couple longwise set

1 – 6 1st woman casts off two places, crosses to the opposite side and dances up behind 2nd and 3rd men to her partner's original place. 1st man follows his partner, crossing over and dancing behind 2nd and 3rd women, and up the middle to his partner's original place.

7 – 8 1st couple set to each other.

9 – 14 1st couple repeat bars 1-6, with 1st man casting off and 1st woman following. 1st couple finish in original places.

15 – 16 1st couple set to each other.

17 – 24 1st couple lead down the middle and up to finish facing each other in the middle of the set with both hands joined. 2nd couple step in.

25 – 32 1st and 2nd couples dance a poussette.

Repeat, having passed a couple.

Kate Hughes' Dancing Book (MS), Dundalk 1867.

Original tune: Flowers of Edinburgh (Traditional)

---

## **Dances for April 17, 2023**

Video: Joie de Vivre

**Joie de Vivre** (Jig)

RSCDS Book 39 – No. 2

1 – 4 1st couple set and cast off to second place. 2nd couple step up on bars 3-4.

5 – 8 Joining nearer hands, 1st couple dance down between 3rd couple and cast up to second place.

9 – 12 2nd, 1st and 3rd couples turn partners with the right hand.

13 – 16 2nd man, followed by 1st and 3rd men, and 3rd woman, followed by 1st and 2nd women, dance clockwise half way round to finish on opposite sides in order 3, 1, 2.

17 – 20 3rd, 1st and 2nd couples dance back to back with partners.

21 – 24 Joining nearer hands on the sides, 3rd, 1st and 2nd couples set and then turn partners half way round with the right hand to finish ready for allemande.

25 – 32 3rd, 1st and 2nd couples allemande.

Repeat, having passed a couple.

Devised by Mrs. I. Van Maarseveen, Pretoria, South Africa for a beginners class and dedicated to Alistair Aitkenhead, Stanley Wilkie, Margo Monteith and Lyn Christie.

Tune: Andersons

TACNotes:'

9-12 Finish bar 12 on sidelines, with 1st & 3rd men facing up & 1st & 2nd women facing down.

---

Video: The Saltire Strathspey

**The Saltire Strathspey**

RSCDS Book 45. No. 4

(Strathspey)

1 – 4 1st man and 2nd woman, 3rd woman and 4th man turn with both hands one and a half times to change places.

5 – 8 All four men dance left hands across once round. Staying in the middle, all release left hands and, giving right hands to partner, all finish facing anticlockwise, nearer hands joined with partners. (Fig. 1)

9 – 12 All set and link to change places with partners.

13 – 16 All set and link finishing on the sidelines facing partners. (Fig. 2)

17 – 24 All dance reels of four on the sides.

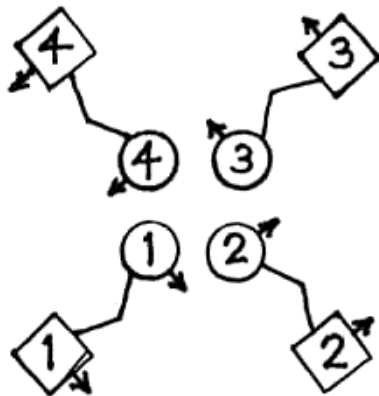
25 – 28 1st woman and 2nd man, 4th woman and 3rd man turn with both hands one and a half times to change places, all finishing on opposite sides in the order 2,1,4,3.

29 – 30 2nd and 3rd couples, giving right hands, cross over while 1st and 4th couples dance left hands across halfway round finishing in the order 2,4,1,3.

31 – 32 All set to partners.

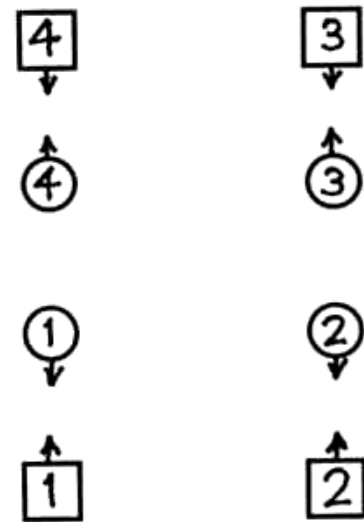
Repeat from new positions.

**Fig. 1**  
end of bar 8



**Top**

**Fig. 2**  
end of bar 16



**Top**

Devised by Barbara Anglin, RSCDS Ottawa Branch and originally published by that branch in A Gatineau Gathering (2001).

Tune: Blinkbonny, George Meikle

TACNotes:'

Bars 1-4 1st man & 4th man finish facing in, anticipating the change of direction on bar 5.

Bars 11-12 Women dance well into middle to prevent spreading of set outwards at bar 16.

Bars 25-28 1st & 4th women finish similarly to bar 4.

Video: ON THE QUARTER-DECK

### **ON THE QUARTER-DECK**

Scottish Country Dances from THE HARBOUR CITY.

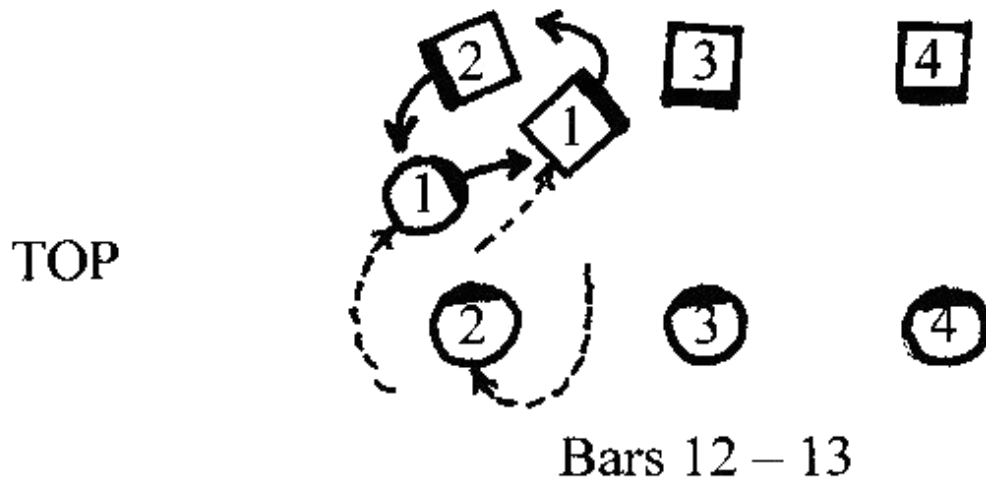
A 32 bar hornpipe for 2 couples in a 4 couple longwise set.

1 – 4 1st couple set once and cross over giving right hands.

5 – 8 1st couple set once and turn with right hands just over halfway round.

9 – 12 1st couple and 2nd man dance right hands across once round.

13 – 16 1st couple and 2nd woman dance left hands across once round.



17 – 20 1st woman, followed by her partner, dances down the middle for two steps, both turn right about and 1st man, followed by his partner, dances back up the middle.

21 – 24 1st man casts down behind 2nd woman and crosses over into 2nd man's place while 1st woman dances up the middle and casts down behind 2nd woman to finish in 2nd woman's place. 2nd couple move up on bars 23 and 24.

25 – 32 2nd and 1st couples dance right and left.

Repeat, having passed a couple.

"On the Quarter-deck" was devised by Iain Boyd.

---

Video: A Wee Nothin'

**A Wee Nothin'**

Moments in Time

32 Bar jig for 2 couples

1 – 8 1st and 2nd couples dance Right Hands across and Left Hands back to place.

9 – 14 1st Lady followed by the 2nd Lady dance across the top of the set, behind the men's line, 1st Lady dances below the 2nd man, and 2nd Lady dances between the two men, and across to their own side, both pull LEFT shoulders back.

15 – 16 1st and 2nd ladies join hands and Set. (Men do not set back)

17 – 22 1st Man followed by the 2nd Man dance across the top of the set, behind the ladies' line, 1st Man dances below the 2nd lady's position, 2nd Man dances between the two ladies, and across to their own side, both pull RIGHT shoulders back.

23 – 24 1st and 2nd Men join hands and Set. (Ladies do not set back)

25 – 32 2nd and 1st couples dance Rights and Lefts.

Devised by Elaine Brunken as a wee warm up dance.

Note: Please include the polite turns at the end of Rights and Lefts, prior to entry to the wheels.

Suggested tune: Miss Hannah of Elgin

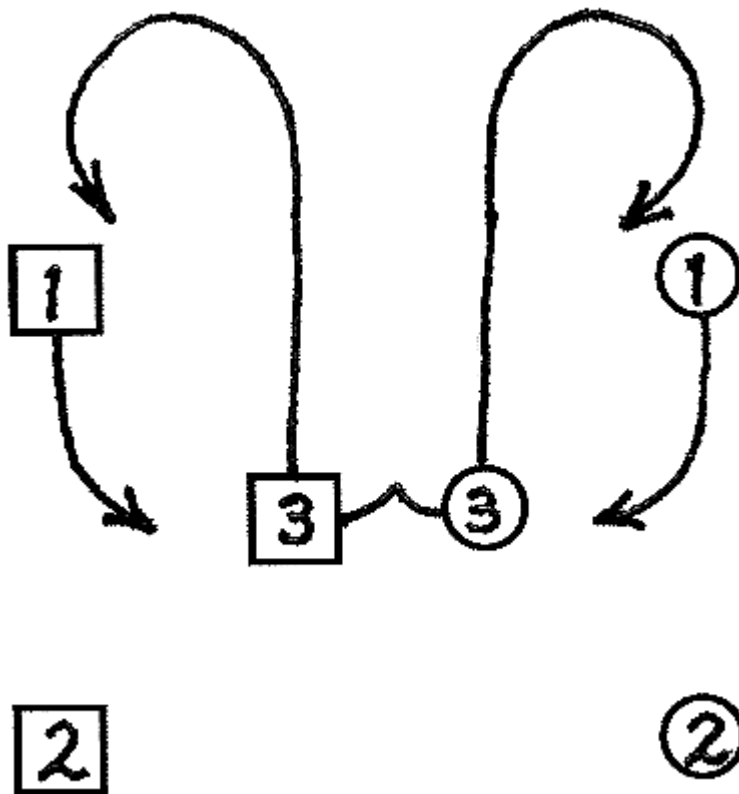
---

Video: The Reel of the Royal Scots

**The Reel of the Royal Scots**

RSCDS Leaflet – No.7

(Reel)



1 – 2 1st and 2nd women turn with the left hand, while 1st and 2nd men turn with the right hand, 1st couple finishing back to back in the centre of the set in second place.

3 – 4 2nd, 1st and 3rd couples set as in double triangles.

5 – 6 1st and 3rd women turn with the right hand, while 1st and 3rd men turn with the left hand to change places.

7 – 8 2nd, 3rd and 1st couples set as in double triangles.

9 – 16 1st couple followed by 3rd couple, dance up between the 2nd couple and cast off, then dance down to third place and cast up to second place, 3rd couple finishing in original places. (1st and 3rd couples join nearer hands with partner on every occasion when dancing up or down in the centre). (Fig.).

17 – 24 1st couple turn first corners with right hands.

1st couple pass each other by the right shoulder.

1st couple turn second corners with right hands.

1st couple passing right shoulders cross to second place on



own sides.

25 – 32 2nd, 1st and 3rd couples six hands round and back.

Repeat, having passed a couple.

Devised by Roy Goldring to celebrate the 350th Anniversary of The Royal Scots (The Royal Regiment) in 1983.

TACNotes:'

17-24 Corners dance for 4 bars.

---

## Dances for March 13, 2023

Video: The Scallywag

### **The Scallywag**

RSCDS Book 51

40-bar jig for three couples in a four-couple longwise set

1 – 4 1st couple dance in towards each other almost to touch shoulders and cast off one place. 2nd couple step up on bars 3 – 4.

5 – 8 1st couple, giving left hands, turn one and a quarter times to face first corners.

9 – 12 1st couple set to first corners and, giving right hands, turn to finish 1st woman facing 2nd woman and 1st man facing 3rd man.

13 – 16 All dance half reels of three across the set, passing left shoulders to begin and finishing in lines of three facing up and down the set.

17 – 20 Taking hands, all advance and retire.

21 – 24 1st couple dance round each other by the right shoulder to finish facing third corners (second corner person in partner's first corner position).

25 – 32 Repeat bars 9 – 16 from new positions. 2nd and 3rd couples finish the half reels of three on own sides facing in, while 1st couple finish facing each other up and down the set.

33 – 34 1st couple set advancing and take right hands.

35 – 36 1st woman turns under her partner's right arm while setting (pulling back her right shoulder) as 1st man sets moving slightly towards the women's side. They finish side by side in the middle of the set, facing up, 1st woman on her partner's left, retaining right hands.

37 – 40 1st couple lead up, cross over above 2nd couple, and cast off to second place on own sides.

Repeat, having passed a couple.

On the last two bars of the second time through, 1st couple cast to the bottom of the set.

Devised by Jennifer P Kelly, RSCDS San Francisco Branch, February 1997.

An appropriately flirtatious dance devised to honour Mikkel Thompson on reaching his half century.

---

Video: Friendships

### **Friendships**

Jennie Miller, RSCDs Third Book of Graded SCDs

32-bar strathspey for four couples in a four-couple longwise set

1 – 4 1st couple dance down between 2nd couple and cast up one place; 3rd couple dance down between 4th couple and cast up

one place.

5 – 8 1st and 2nd couples, 3rd and 4th couples dance four hands once round to the left.

9 – 12 2nd couple dance up between 1st couple and cast off one place; 4th couple dance up between 3rd couple and cast off one place.

13 – 16 1st and 2nd couples, 3rd and 4th couples dance four hands once round to the right.

17 – 20 1st and 2nd couples set and dance right hands across halfway.

21 – 24 1st and 3rd couples set and dance left hands across halfway.

25 – 28 1st and 4th couples set and dance right hands across halfway.

29 – 32 2nd, 3rd, 4th and 1st couples set and, giving right hands to partner, cross over.

Repeat from new positions.

Devised by Jennie Miller, New Zealand Branch.

The movements and involvement of all the dancers in this dance depict the interaction with special and more casual friends when dancing a Scottish country dance.

---

Video: Follow Me Home

### **Follow Me Home**

RSCDS Book 38 – No. 3

1 – 8 1st couple set and, giving right hands, cross over and cast off one place on opposite sides. 1st couple, giving left

hands, turn to join right hands with first corners in balance in line position. 2nd couple step up on bars 5-6.

9 – 10 1st couple and first corners balance in line.

11 – 16 Releasing left hands with partner, 1st couple turn first corners halfway. 1st couple, followed closely by first corners, dance clockwise halfway round the set, passing behind second corners. 1st couple dance in to join right hands with partner and left hands with second corners. 3rd woman finishes in 1st man's place and 2nd man finishes in 3rd woman's place.

17 – 18 1st couple and second corners balance in line.

19 – 24 Releasing left hands with partner, 1st couple turn second corners halfway. 1st couple, followed closely by second corners, dance anticlockwise halfway round the set, passing behind 1st corners. 1st couple pass each other by the left to finish in second place on opposite sides facing out. 3rd man finishes in 1st woman's place and 2nd woman finishes in 3rd man's place. All are on opposite sides in the order 3, 1, 2.

25 – 28 3rd , 1st and 2nd couples dance half reels of three on the sides, 3rd and 1st men and 1st and 2nd women passing by the left to begin.

29 – 32 2nd, 1st and 3rd couples set and, giving right hands to partners, cross over.

Repeat, having passed a couple.

Devised by Ellie Briscoe, Alexandria, Virginia.

Original tune: Miss Catherine Stewart, Pettyvaich (William Marshall)

The Manual of Scottish Country Dancing:

Bars 11-16 The half turns should be completed in one bar to ensure the corners finish in new place. Similarly for bars 19-24.

TACNotes:'

11-16 1st cpl half turn corners, on bar 11, & release hands. Corners follow closely without going back through corner position.

19-24 Bar 19 as well as bar 11 above.

---

Video: On the quarter-Deck

### **On the quarter-Deck**

Scottish Country Dances from THE HARBOUR CITY.

A 32 bar hornpipe for 2 couples in a 4 couple longwise set.

1 – 4 1st couple set once and cross over giving right hands.

5 – 8 1st couple set once and turn with right hands just over halfway round.

9 – 12 1st couple and 2nd man dance right hands across once round.

13 – 16 1st couple and 2nd woman dance left hands across once round.

17 – 20 1st woman, followed by her partner, dances down the middle for two steps, both turn right about and 1st man, followed by his partner, dances back up the middle.

21 – 24 1st man casts down behind 2nd woman and crosses over into 2nd man's place while 1st woman dances up the middle and casts down behind 2nd woman to finish in 2nd woman's place. 2nd couple move up on bars 23 and 24.

25 – 32 2nd and 1st couples dance right and left.

Repeat, having passed a couple.

"On the Quarter-deck" was devised by Iain Boyd.

---

Video: Tap the Barrel

### **Tap the Barrel**

Sue Burridge, RSCDS Third Graded Book

32-bar reel for three couples in a three couple longwise set

1 – 2 1st woman and 3rd man, giving right hands, change places

3 – 4 1st man and 3rd woman, giving right hands, change places

5 – 6 2nd couple, giving right hands, cross over

7 – 8 3rd, 2nd and 1st couples, giving right hands, turn half way to finish in the middle of the set, facing up in allemande hold.

9 – 16 3rd, 2nd and 1st couples dance an allemande

17 – 20 1st couple set and cast off one place. 2nd couple step down on bars 19-20

21 – 24 3rd couple set and cast up one place. 1st couple step down on bars 23-24

25 – 32 2nd, 3rd and 1st couples dance sixx hands round and back.

Devised by Sue Burridge, London Branch

The title was inspired by the tune The Ale Wife and Her Barrel