

Dances for January 8, 2024

Video: J. B. Milne

J. B. Milne

RSCDS 30 Popular Dances, Vol. 2

A 32-bar reel for three couples in a four-couple longwise set

1 – 4 1st man and 2nd woman set advancing and, giving right hands, turn once round.

5 – 8 2nd man and 1st woman set advancing and, giving right hands, turn once round.

9 – 12 1st couple set advancing and, giving both hands, turn once round to finish facing the top.

13 – 16 1st couple cast off one place and dance a petronella turn to finish 1st woman between 2nd couple, all facing down, and 1st man between 3rd couple, all facing up. 2nd couple step up on bars 13 – 14.

17 – 20 1st couple set to each other and, giving right hands, turn three-quarters to finish in second place on opposite sides. At the same time, 2nd and 3rd women and 2nd and 3rd men, giving right hands, change places and set to partner.

21 – 24 1st couple set to each other and, giving right hands, turn three-quarters to finish 1st woman between the couple in third place and 1st man between the couple in top place. At the same time, 3rd and 2nd couples, giving right hands, cross over and set facing on the sides.

25 – 28 1st couple set to each other and, giving right hands, change places. At the same time, 3rd and 2nd women and 3rd and 2nd men, giving right hands, change places and set to partner.

29 – 30 1st woman casts off to second place and 1st man casts up to second place. At the same time, 2nd and 3rd couples,

giving right hands, cross over.

31 – 32 2nd, 1st and 3rd couples, taking hands on the side, set.

Repeat having passed a couple.

Devised by Hugh Foss.

Original tune: J. B. Milne by Angus Fitchet.

Source: Angus Fitchet Scottish Dance Album.

Video: Postie's Jig

Postie's Jig

RSCDS 30 Popular Dances, Vol. 2

A 32-bar jig for four couples in a four-couple longwise set

1 – 2 1st and 4th couples set.

3 – 4 1st couple cast off one place while 4th couple cast up one place. 2nd couple step up to top place while 3rd couple step down to fourth place.

5 – 8 1st couple dance a half figure of eight round 2nd couple while 4th couple dance a half figure eight round 3rd couple.

9 – 12 1st man with 4th man and 1st woman with 4th woman, take nearer hands and cross to the opposite side of the set, the men making an arch for the women to dance under. Give free hand to corner person and turn (i.e. 1st man to 2nd man and 1st woman to 2nd woman etc). Corners finish in places, while 1st couple meet and join nearer hands to face down and 4th couple meet and join nearer hands to face up.

13 – 16 1st couple and 4th couple, with nearer hands joined, change places up and down, the 4th couple making an arch for the 1st couple to dance under. Give free hand to corner person

and turn (i.e. 1st man to 3rd man and 1st woman to 3rd woman etc.). Corners finish in places, while 1st and 4th men meet and join nearer hands on own side and 1st and 4th women meet and join hands on own side.

17 – 24 Repeat the pattern of crossing and turning as in bars 9 – 12 and 13 – 16. When changing places across the set the men always make the arch and when changing up and down the set the couple dancing up always make the arch. Finish in the order 2, 1, 4, 3 with the 1st and 4th couples on the opposite side.

25 – 28 1st and 4th couples dance half rights and lefts.

29 – 32 1st and 4th couples turn by the right hand once round to finish in the order 2,4, 1, 3.

Repeat from new positions.

Devised by Roy Clowes.

Original tune: Lassie Come and Dance with Me by Neil Grant.

Source: Ormskirk Scottish Dances Book 5.

Dances for October 23, 2023

Video: The Shetland Shepherdess

The Shetland Shepherdess

The San Andreas Collection by Ron Wallace

32 bar Jig for 3 couples in a 4 couple set

1 – 4 1st couple dance down between 2nd couple and cast up to original place

5 – 8 1st couple half figure of 8 down around 2nd couple

9 – 16 2nd, 1st and 3rd couple cross-over mirror reels of three on the sides, 1st couple cross to 2nd place on own side to begin, 2nd couple out and up and 3rd couple in and up; 2nd couple ends facing out

17 – 18 1st and 2nd women half turn by the LEFT hand while 1st and 2nd men half turn by the RIGHT hand

19 – 20 1st and 3rd women turn by the RIGHT hand while 1st and 3rd men turn by the LEFT hand, 1st couple ends in the middle facing up, and 3rd couple ends back in 3rd place (for 1st couple the turn is $\frac{3}{4}$ but for the 3rd couple the turn is once round)

21 – 24 1st couple dance up the middle to the top of the set and cast to 2nd place own side

25 – 32 2nd, 1st and 3rd couples advance and retire, all clap (last beat of Bar 28), and all turn partner by the RIGHT hand once round.

Music: “The Shetland Shepherdess” by Ron Wallace

This title was inspired by a trip to Oslo, Norway, to teach SCD where I met Caroline Nicol, a Shetland shepherdess shepherding in Norway! The dance and music are dedicated to Susan Hagen, my hostess, and all the fine folk in the Oslo SCD Group.

Video: Huntly Castle

Huntly Castle

John Drewery, The Canadian Book of Scottish Country Dances
Strathspey – 3 couples – 32 bars,

Huntly Castle, now a ruin, was formerly the seat of the Earls, later the Marquises of Huntly – the chiefs of Clan Gordon.

Tune – “My Only Jo and Dearie O’ Gow’s Repository , 3rd Part, Pace 12, This is the tune to which Bum!s song “I goed a waeful gait yestreen” is usually set,

1 – 6 1st and 2nd couples set on the sides, then circle to the left once round to finish with 1st couple in top place, with nearer hands still joined, facing down. and 2nd couple in second place facing up.

7 – 8 1st and 2nd couples set,

9 – 16 1st and 2nd couples dance a Rondel to change places, 1st couple finish in second place facing out.

17 – 24 Reels of three on the sides. To begin: – 1st couple dance out and down; 3rd couple, joining nearer hands, dance in and up; 2nd couple, joining nearer hands, dance in and down. All join inside hands with partners where possible in the reels. At the end: – 2nd couple dance in to join nearer hands facing down; 1st couple dance to second place on own sides; 3rd couple dance in to join nearer hands facing up.

25 – 26 2nd, 1st and 3rd couples set,

27 – 30 Six hands round to the left. On Bar 30, all dance into the centre, pulling right shoulders back to face out.

31 – 32 All spiral out clockwise (in a chase) to own sides,

Repeat, having passed a couple,

Video: Ferla Mor

FERLA MOR or THE BIG GREY MAN

THE DEESIDE BOOK OF SCOTTISH COUNTRY DANCES, Part 1, by JOHN DREWRY

The Ferla Mor (a corruption of the Gaelic “Am Fear Liath Mor”) or the Big Grey Man, is reputed to haunt the upper part of Ben

Macdhui. Travellers usually encounter him when alone and in misty conditions – they become aware of his presence by a feeling that someone is following them.

In this dance, the first man becomes the Ferla Mor as he follows his partner during the reels – Bars 9 – 24.

Reel : 3 couples : 32 bars

Tune : “Lochiel House” by Angus Fitchet, The Angus Fitchet S.D. Collection page 2 (Mozart Allan)

1 – 8 1st couple set to one another , then turn by the right hand half-way round moving down to face one another across the centre of the dance in second place; they set again then turn by the right hand once round to finish with 1st lady facing her first corner, and with 1st man immediately behind her facing in the same direction. (2nd couple step up on Bars 3 – 4)

9 – 16 1st couple dance a reel of three diagonally across the dance with their first corners. They begin by passing 2nd man by the right, and 1st man follows his partner as closely as convenient. 1st lady, with her partner still behind her, finishes the reel facing her second corner.

17 – 24 1st couple, with 1st man still following his partner, dance a reel of three with their second corners, passing 3rd man by the right. On the last two steps, as she dances down the centre of the dance, 1st lady pulls her left shoulder back to face her partner and they turn by the left hand to face own first corners.

25 – 28 1st couple turn first corners by the right hand, then pass by the right to face second corners. (The corners dance four steps)

29 – 32 1st couple turn second corners by the right hand, then pass by the right to second place on own sides.

Repeat, having passed a couple.

Video: Postie's Jig

Postie's Jig

A 32-bar jig for four couples in a four-couple longwise set

1 – 2 1st and 4th couples set.

3 – 4 1st couple cast off one place while 4th couple cast up one place. 2nd couple step up to top place while 3rd couple step down to fourth place.

5 – 8 1st couple dance a half figure of eight round 2nd couple while 4th couple dance a half figure eight round 3rd couple.

9 – 12 1st man with 4th man and 1st woman with 4th woman, take nearer hands and cross to the opposite side of the set, the men making an arch for the women to dance under. Give free hand to corner person and turn (i.e. 1st man to 2nd man and 1st woman to 2nd woman etc). Corners finish in places, while 1st couple meet and join nearer hands to face down and 4th couple meet and join nearer hands to face up.

13 – 16 1st couple and 4th couple, with nearer hands joined, change places up and down, the 4th couple making an arch for the 1st couple to dance under. Give free hand to corner person and turn (i.e. 1st man to 3rd man and 1st woman to 3rd woman etc.). Corners finish in places, while 1st and 4th men meet and join nearer hands on own side and 1st and 4th women meet and join hands on own side.

17 – 24 Repeat the pattern of crossing and turning as in bars 9 – 12 and 13 – 16. When changing places across the set the men always make the arch and when changing up and down the set the couple dancing up always make the arch. Finish in the order 2, 1, 4, 3 with the 1st and 4th couples on the opposite side.

25 – 28 1st and 4th couples dance half rights and lefts.

29 – 32 1st and 4th couples turn by the right hand once round to finish in the order 2,4, 1, 3.

Repeat from new positions.

Devised by Roy Clowes.

Original tune: Lassie Come and Dance with Me by Neil Grant.

Source: Ormskirk Scottish Dances Book 5.

Dances for October 2, 2023

Video: Longfield Reel

Longfield Reel

James Lamb: A Second Book of Graded Scottish Country Dances
32-bar reel for three couples in a four-couple longwise set

1 – 6 1st couple cast off two places and dance up the middle of the set to original places. At the same time, 3rd couple dance up to first place and cast off to original places.

7 – 8 1st, 2nd and 3rd couples set.

9 – 12 2nd couple dance a half figure of eight up round 1st couple.

13 – 16 2nd couple dance a half figure of eight down round 3rd couple to finish facing each other in the middle of the set with both hands joined. 1st couple step in.

17 – 24 1st and 2nd couples dance a poussette.

25 – 32 2nd, 1st and 3rd couples dance six hands round and back.

Repeat, having passed a couple.

Devised by James Lamb of Wakefield Caledonian Children's class when aged 13.

First published in RSCDS Leeds Branch 25th Children's Festival.

© RSCDS Leeds Branch, printed with permission.

No Video

Autumn Leaves

Haliburton School of Arts Scottish Country Dance Book #7

By Duncan and Maggie Keppie

6/8×32 bar Strathspey

2-couple dance in 3- or 4-couple longways set

Featured formation

Promenade reel of 3

2-couple allemande

1 – 8 SET & TURN: 1st woman & 2nd man set advancing & turn both hands, then 1st man & 2nd woman set advancing & turn both hands;

9 – 16 SET & TURN: 1st couple set advancing, turn both hands, and long cast;

17 – 24 PROMENADE REEL OF 3: 1st couple dance a promenade reel of 3 with 2nd couple, ending with 1st couple at the top and 2nd couple below them;

25 – 32 ALLEMANDE: 1st & 2nd couples dance an allemande.

REPEAT

Video: Postie's Jig

Postie's Jig

The Ormskirk Scottish Dances by Roy Clowes

Jig for a Four Couple Set

1 – 2 First and fourth couples set.

3 – 4 First couple cast down and second couple step up, while fourth couple cast up and third couple step down.

5 – 8 First couple dance half figure of eight round second couple while fourth couple dance half figure of eight round third couple. Now at diag. 1.

9 – 12 First man and fourth man, first lady and fourth lady, with nearer hands joined, cross over, men making arch for ladies to pass under. Give “free” hand to corners and turn, i.e. first man to second man and first lady to second lady etc. Corners finish in places and first couple join nearer hands to face down while fourth couple faces up. Now at diag. 2.

13 – 16 Repeat bars 9 – 12 up and down, fourth couple making the arch.

17 – 24 Repeat bars 9 – 16 to places, diag. 1.

25 – 28 First and fourth couples dance half rights and lefts.

29 – 32 First and fourth couples turn partners with right hands.

Repeat from new places.

Tune: Lassie Come and Dance with Me.

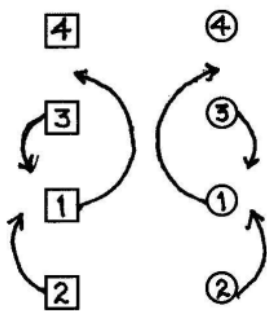
Dances for April 3, 2023

Video: Miss Milligan's Strathspey

Miss Milligan's Strathspey

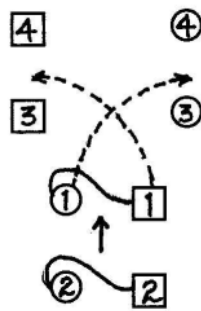
RSCDS Leaflet – No. 20

Fig. 1
Bar 9



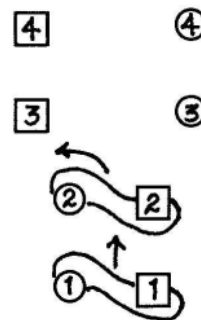
TOP

Fig. 2
Bar 21



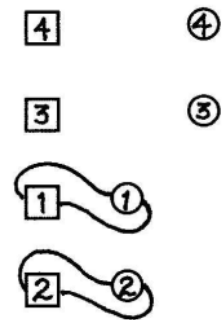
TOP

Fig. 3
Bar 26



TOP

Fig. 4
Bar 28



TOP

1 – 4 1st and 2nd couples dance four hands round to finish, 1st couple facing down, 2nd couple facing up, nearer hands joined.

5 – 6 1st and 2nd couples set. On the second step, 1st couple turn towards each other to face up.

7 – 8 1st couple cast off to second place, while 2nd couple dance up to first place and face out.

9 – 16 2nd, 1st and 3rd couples dance reels of three on own sides, all joining nearer hands with partner where possible. (Fig. 1). 2nd and 3rd couples turn the long way round to places.

17 – 18 2nd, 1st and 3rd couples set.

19 – 20 2nd and 1st couples turn partners by the left hand halfway round, to finish facing down the dance.

21 – 24 1st couple, followed by 2nd couple, lead down, cross over below 3rd couple (Fig. 2) and cast up to original place.

Progression: "The Knot"

25 – 26 1st and 2nd couples turn partners halfway round by right hand to finish in the centre, facing down, the woman turning clockwise under her partner's arm to allemande position. (Fig. 3).

27 – 28 2nd couple, followed by 1st couple, dance up the woman's side of the dance to positions as in Fig. 4.

29 – 32 2nd and 1st couples turn partners by the left hand to own sides.

Video: The Galloping Carousel

The Galloping Carousel

25 DANCES FOR 25 YEARS, RSCDS Ottawa Branch, 1991

32 bar jig for 4 couples

The dance tells the story of painted horses on a carousel who tire of prancing in endless circles and dream of breaking away to gallop freely. But even in their dreams they always return to the carousel.

1 – 4 1st couple with 2nd couple, and 3rd couple with 4th couple, dance right hands across once round, ending with 1st woman and 4th man facing out.

5 – 8 1st woman, followed by her partner, dances behind the women's side of the dance into fourth place on opposite sides, while 4th man, followed by his partner, dances behind the men's side into first place on opposite sides.

9 – 12 Top two couples and bottom two couples dance right hands across once round, ending with 4th man and 1st woman facing out.

13 – 16 4th man, followed by his partner, dances behind the women's side of the dance back to place, while 1st woman,

followed by her partner, dances behind the men's side back to places, ending with the 1st couple facing down the dance and 4th couple facing up. On bar 16, 2nd couple faces up and 3rd faces down.

17 – 20 On the sidelines, 1st and 2nd couples set and change places right hands, while 3rd and 4th couples do likewise.

21 – 24 On the sidelines, 1st and 4th couples set and change places left hands. (The order is now 2, 4, 1, 3.)

25 – 28 4th couple dances up between 2nd couple and casts back down to second place, while 1st couple dances down between 3rd couple and casts back up to third place.

29 – 32 All four couples turn partners once round back to places with right hands.

Devised by John de Chastelain

Music: "Killearn", or "Genevieve's Jig", Music for Book 32

Video: The Scallywag

The Scallywag

RSCDS Book 51

40-bar jig for three couples in a four-couple longwise set

1 – 4 1st couple dance in towards each other almost to touch shoulders and cast off one place. 2nd couple step up on bars 3 – 4.

5 – 8 1st couple, giving left hands, turn one and a quarter times to face first corners.

9 – 12 1st couple set to first corners and, giving right hands, turn to finish 1st woman facing 2nd woman and 1st man facing 3rd man.

13 – 16 All dance half reels of three across the set, passing

left shoulders to begin and finishing in lines of three facing up and down the set.

17 – 20 Taking hands, all advance and retire.

21 – 24 1st couple dance round each other by the right shoulder to finish facing third corners (second corner person in partner's first corner position).

25 – 32 Repeat bars 9 – 16 from new positions. 2nd and 3rd couples finish the half reels of three on own sides facing in, while 1st couple finish facing each other up and down the set.

33 – 34 1st couple set advancing and take right hands.

35 – 36 1st woman turns under her partner's right arm while setting (pulling back her right shoulder) as 1st man sets moving slightly towards the women's side. They finish side by side in the middle of the set, facing up, 1st woman on her partner's left, retaining right hands.

37 – 40 1st couple lead up, cross over above 2nd couple, and cast off to second place on own sides.

Repeat, having passed a couple.

On the last two bars of the second time through, 1st couple cast to the bottom of the set.

Devised by Jennifer P Kelly, RSCDS San Francisco Branch, February 1997.

An appropriately flirtatious dance devised to honour Mikkel Thompson on reaching his half century.

Video: The Black-Haired Lassie

The Black-Haired Lassie

Let's All Dance, Too

32/R or S/3

by Carolyn Hunt (1993)

San Francisco Branch

1 – 8 1st, 2nd and 3rd couples dance mirror reels of three on the sides. To begin, 1st couple dance in and down, 2nd couple dance out and up, and 3rd couple dance in and up.

9 – 12 1st couple cross over with right hands and cast off one place. 2nd couple step up on bars 3-4 of the phrase.

13 – 16 1st couple dance a half figure of eight crossing up between 2nd couple to begin.

17 – 20 1st couple turn 1st corners with right hands, then pass partners with right shoulders to approach 2nd corners. Corners use all four steps.

21 – 24 1st couple turn 2nd corners with right hands, then pass partners with right shoulders to own sides of the dance in 2nd place. Corners use all four steps.

25 – 32 2nd, 1st and 3rd couples circle 6 hands round and back.

Repeat from new places.

Music: Any good ree] or strathspey

Note: As a new 1st couple begins at the top, 3rd couple dance up into the reel from 4th place and the former 1st couple step to the bottom.

The black-haired lassie is Julie Osborne, who was in the Stockton beginners' class. (CH)

Video: On The Quarter-Deck

ON THE QUARTER-DECK

Scottish Country Dances from THE HARBOUR CITY.

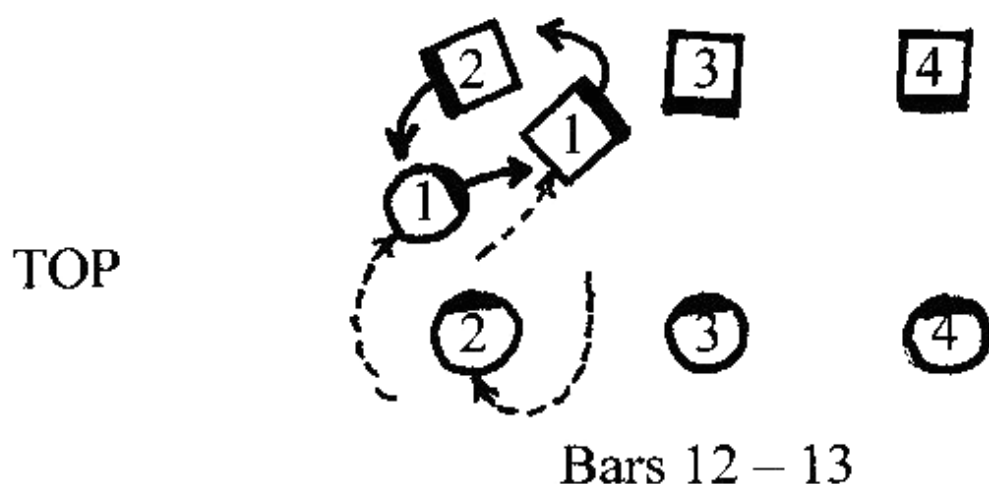
A 32 bar hornpipe for 2 couples in a 4 couple longwise set.

1 – 4 1st couple set once and cross over giving right hands.

5 – 8 1st couple set once and turn with right hands just over halfway round.

9 – 12 1st couple and 2nd man dance right hands across once round.

13 – 16 1st couple and 2nd woman dance left hands across once round.



17 – 20 1st woman, followed by her partner, dances down the middle for two steps, both turn right about and 1st man, followed by his partner, dances back up the middle.

21 – 24 1st man casts down behind 2nd woman and crosses over into 2nd man's place while 1st woman dances up the middle and casts down behind 2nd woman to finish in 2nd woman's place. 2nd couple move up on bars 23 and 24.

25 – 32 2nd and 1st couples dance right and left.

Repeat, having passed a couple.

“On the Quarter-deck” was devised by Iain Boyd.