

# Dances for December 8, 2025

Video: The White Heather Jig

## **The White Heather Jig**

James B. Cosh, RSCDS 30 Popular Dances, Vol. 2

A 40-bar jig for four couples in a four-couple longwise set

1 – 4 1st couple turn with right hand and cast off to second place. 2nd couple step up on bars 3 – 4.

5 – 8 1st couple turn with left hand one and a half times and finish back to back between 2nd couple, 1st woman facing 2nd man and 1st man facing 2nd woman.

9 – 16 1st and 2nd couples dance a reel of four across. 1st couple pass right shoulder to finish facing first corners.

17 – 24 1st couple turn corners and partner to finish back to back between 3rd couple. (1st woman facing 3rd man and 1st man facing 3rd woman).

25 – 32 1st and 3rd couples dance a reel of four across, 3rd couple finish in second place and 1st couple meet in the centre between 3rd and 4th couples.

33 – 36 1st couple turn with left hand and cast off on own side. 4th couple step up on bars 35–36.

37 – 40 1st couple turn with right hand.

Repeat from new positions.

Devised by James B. Cosh.

Original tune: Six-Twenty Two Step by Sir Jimmy Shand M.B.E.

Source: Twenty-Two Scottish Country Dances and Two Others.

---

Video: HERE COMES SANTA CLAUS

## **HERE COMES SANTA CLAUS**

By Joyce & Gary Lindsey, Patty Lindsay, and Lee Fuell

A 32bar reel for 3 couples in a 4-couple longwise set.

Recommended Music: Christmas Reels 8×32, from Scottish Christmas Dance Party recorded by Jim Lindsay and His Band.

1-8 1st couple dance down the middle and back, finish in first place facing out.

9-16 1st, 2nd, and 3rd couples dance mirror reels on the side, 1st couple starting by going out and down to begin.

17-20 1st couple cast into second place while 2nd couple dances up and curves into top place; 2nd, 1st and 3rd couples set.

21-24 2nd, 1st and 3rd couples turn partner with right hand.

25-32 2nd, 1st and 3rd couples dance 6 hands round and back.

Note: The last time through the dance, all 4 couples dance bars 19-32 (25 – 32 will be 8 hands round and back)

---

# **Dances for December 1, 2025**

## **Ardbrae Dancers of Ottawa**

No Video

### **The Archivist**

Emily Porter, Ardbrae Celebrates 60 Years

A 32 bar strathspey for 3 couples in a 4-couple set

1 – 8 1st, 2nd, and 3rd couples dance 3-couple set and rotate as follows: All three couples set and cast to finish in lines

of 3 across the dance, men facing down, women up. All change places right hands with the dancer opposite. All chase clockwise one place on to finish on the sidelines in order 3,2,1 with 1st man facing out.

9 – 12 1st man casts up behind the men's line and down in front of 3rd man to finish in 2nd place facing out and down, while 1st woman dances up the middle and casts off around 3rd woman to finish in 2nd place facing in and down. 2nd couple step down on bars 11–12. Dancers in order 3,1,2

13 – 16 1st couple dance a half reel of three on the sides, giving a left shoulder to 2nd couple to begin. Dancers dance straight into place – 1st man and 3rd woman pull back a right shoulder at the end of the reel to face in, 2nd woman pulls back a left shoulder. Dancers in order 2,1,3

17 – 20 Starting from the sidelines and passing each other by the right shoulder to begin, 1st couple dance corners pass and turn with their 1st corners, the corners turn giving both hands. 1st couple pass each other by the right shoulder to face their 2nd corners.

21 – 24 1st couple dance corners pass and turn with their 2nd corners, the corners turn giving both hands. 1st couple pass each other by the right shoulder to 2nd place on their own sides.

25 – 32 2nd and 1st couples dance a poussette right round. Finish in order 2,1,3

Repeat having passed a couple

At the end of second repetition for each dancing couple, the following alternate ending may be danced:

31 – 32 2nd couple finish the poussette as normal. 1st couple finish bar 31 in the centre facing down with nearer hands joined. On bar 32, 1st couple down to 4th place. 3rd couple dance up the sidelines (2 bars) to finish ready to begin the

3-couple set and rotate with a new top couple.

Suggested music: The Quaich (Many Happy Returns – Hanneke Cassel and Dave Wiesler)

In memory of Elaine Hoag, an archivist both professionally, with Library and Archives Canada, and in her dancing life with the Ardbrae Dancers of Ottawa. With our mutual love of the strathspey poussette and covering opportunities, it's the kind of strathspey we would have enjoyed dancing together.

---

Video: [HERE COMES SANTA CLAUS](#)

### **HERE COMES SANTA CLAUS**

By Joyce & Gary Lindsey, Patty Lindsay, and Lee Fuell

A 32bar reel for 3 couples in a 4-couple longwise set.

Recommended Music: Christmas Reels 8×32, from Scottish Christmas Dance Party recorded by Jim Lindsay and His Band.

1-8 1st couple dance down the middle and back, finish in first place facing out.

9-16 1st, 2nd, and 3rd couples dance mirror reels on the side, 1st couple starting by going out and down to begin.

17-20 1st couple cast into second place while 2nd couple dances up and curves into top place; 2nd, 1st and 3rd couples set.

21-24 2nd, 1st and 3rd couples turn partner with right hand.

25-32 2nd, 1st and 3rd couples dance 6 hands round and back.

Note: The last time through the dance, all 4 couples dance bars 19-32 (25 – 32 will be 8 hands round and back)

---

# Dances for November 24, 2025

## Ardbrae Dancers of Ottawa

Video: Arthur's Seat

### Arthur's Seat

Scottish Country Dances of the Eighteenth Century by Jack McConachie

Longways set in Reel time for 4 (or 5) couples –  
3-couple dance – 32-Bar sequence.

STEPS: "Skip Change" Step (for travelling), and Pas de Basque (for setting)

MUSIC: "Arthur's Seat": "Lord Ramsay". Tempo: 56 Bars per minute.

1 – 8 First and second couples dance right Hands Across once round (4 travelling steps), then first couple cast off (on own sides) to 2nd place (2 travelling steps), and set to each other (2 steps). Second couple lead up (with nearer hands), between first couple, on Bars 5–6, to finish at the top, (turning the nearer way into place) (Diagram 1).

9 – 16 First and third couples dance left Hands Across once round, then first couple cast off on own sides) to 3rd place, and set to each other. Third couple lead up (with nearer hands) between first couple, on Bars 13–14, to finish in 2nd place (turning the nearer way into place.)

17 – 24 First couple lead up (with nearer hands), to the top and cast off (on own sides), round 2nd couple and meet below them (4 travelling steps); first couple then lead down (with nearer hands) between third couple and cast up (on own sides),

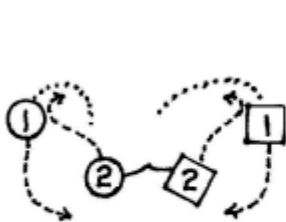
round them to pass each other by the left (in 2nd place) to finish facing their 1st Corners (4 travelling steps). Third couple move down on Bars 23–24 (Diagram 2).

25 – 30 First couple “set to Corners – set to partner” (Diagram 3) (see notes below), finishing with the lady facing up, and the man facing down (6 steps).

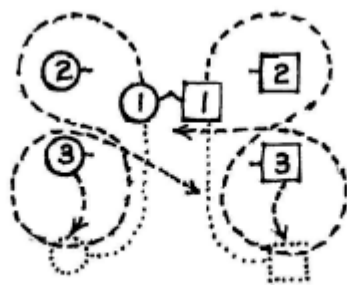
31 – 32 First couple turn by the right to own sides, in 2nd place.

First couple repeat from 2nd place (with third and fourth couples), and cross to own sides, to the bottom of the Set, on the last 2 steps, while fourth couple move up to 3rd place.

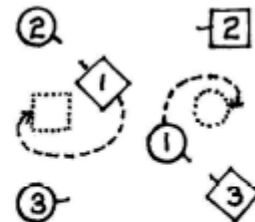
Each couple repeat in turn, as first couple.



1. Bars 5-6



2. Bars 17-24



3. Bars 25-26

- Notes: First couple release hands on Bar 4 and dance outwards, and down to 2nd place on the next 2 steps, while second couple join nearer hands (man's right and the lady's left), and lead up between the first couple on Bar 5, then release hands and dance out to own sides, in top place on Bar 6, turning the nearer way into place (the lady turning to her left, and the man to his right).
- The above also applies to first and third couples on Bars 13–14.
- “To the top” on Bars 17–18 means above second couple (who are in top place).
- “Set to Corners–set to partner.” First couple (beginning

back to back with each other, facing their 1st Corners), set to 1st Corners (with Pas de Basque on the right foot), turning to their right, and at the same time moving slightly to the side, on the 2nd step (Pas de Basque on the left foot to face each other across the dance (2 steps).

- First couple set to each other (Pas de Basque on the right foot), turning to their right, and moving slightly to the side on the 2nd step, (Pas de Basque on the left foot), to face their 2nd Corners (2 steps).
- First couple then set to 2nd Corners, turning to their right and moving slightly to the side, on the 2nd step, to face each other up and down the dance (2 steps).
- The “Corner dancers” set normally with 2 Pas de Basques.

---

Video: New Abbey

### **New Abbey**

Roy Goldring, Graded and Social Dances 2

32 bar strathspey for 2 couples

1–4 First couple dance in, touch nearer hands as they face the top and cast off one place. Second couple step up on bars 3–4.

5–8 First couple dance a half figure of eight around second couple, crossing up to begin.

9–16 Ladies chain. All finish in the sidelines, second man facing first woman and second woman facing first man.

17–18 All set.

19–20 All set to partner.

21–24 First couple dance a half figure of eight, crossing up to begin.

25–32 Second and first couples dance right hands across and back with left hands.

Repeat having passed a couple.

Tune: – Dunie Mains – Traditional

Note: This can also be danced as a jig (Tune: – Any good jig)

---

# Dances for November 17, 2025

## Ardbrae Dancers of Ottawa

Video: The White Heather Jig

### **The White Heather Jig**

James B. Cosh, RSCDS 30 Popular Dances, Vol. 2

A 40-bar jig for four couples in a four-couple longwise set

1 – 4 1st couple turn with right hand and cast off to second place. 2nd couple step up on bars 3 – 4.

5 – 8 1st couple turn with left hand one and a half times and finish back to back between 2nd couple, 1st woman facing 2nd man and 1st man facing 2nd woman.

9 – 16 1st and 2nd couples dance a reel of four across. 1st couple pass right shoulder to finish facing first corners.

17 – 24 1st couple turn corners and partner to finish back to back between 3rd couple. (1st woman facing 3rd man and 1st man facing 3rd woman).

25 – 32 1st and 3rd couples dance a reel of four across, 3rd couple finish in second place and 1st couple meet in the



centre between 3rd and 4th couples.

33 – 36 1st couple turn with left hand and cast off on own side. 4th couple step up on bars 35–36.

37 – 40 1st couple turn with right hand.

Repeat from new positions.

Devised by James B. Cosh.

Original tune: Six-Twenty Two Step by Sir Jimmy Shand M.B.E.

Source: Twenty-Two Scottish Country Dances and Two Others.

---

Video: New Abbey

### **New Abbey**

Roy Goldring, Graded and Social Dances 2

32 bar strathspey for 2 couples

1–4 First couple dance in, touch nearer hands as they face the top and cast off one place. Second couple step up on bars 3–4.

5–8 First couple dance a half figure of eight around second couple, crossing up to begin.

9–16 Ladies chain. All finish in the sidelines, second man facing first woman and second woman facing first man.

17–18 All set.

19–20 All set to partner.

21–24 First couple dance a half figure of eight, crossing up to begin.

25–32 Second and first couples dance right hands across and back with left hands.

Repeat having passed a couple.

Tune: – Dunie Mains – Traditional

Note: This can also be danced as a jig (Tune: – Any good jig)

---

# Dances for November 16, 2025

## Ottawa Sunday Workshop

Video: The Pika

### The Pika

32 bar Jig for 3 couples

Suggested Music: The Merry Dancers (RSCDS Book 4-2)

1 – 8 1st couple casts behind their own lines, meets below the third couple, dances up the middle to the top, and casts to second while couple 2 steps up.

9 – 12 Half diagonal mixed chain with first corners. 1st couple changes by the right hand to face their first corner positions while the first corners dance around to their right to second place. 1st couple turns first corners one half by the left hand. (This is similar to half of a ladies' chain but danced on the first diagonal.)

13 – 16 1st couple dances half a figure eight, the lady up and the man down, while the first corners dance counter clockwise to second place and change by the right hand to the opposite corner.

17 – 20 Half diagonal mixed chain with second corners. 1st couple changes by the left hand to face their second corner positions while second corners dance around to their left to second place. 1st couple turns second corners one half by the right hand. (This is similar to half of a men's chain but danced on the second diagonal.)

21 – 24 1st couple dances half a figure eight, the lady down

and the man up, while the second corners dance clockwise to second place and change by the left hand to the opposite corner.

25 – 28 1st couple dances half diagonal rights and lefts with first corners, the lady up and the man down.

29 – 32 1st couple dances half diagonal rights and lefts with second corners, the lady up and the man down.

The dance repeats having progressed one place. Couple 1 ends the first time of the dance facing out to simplify the cast behind their lines.

The dance was devised by Jeff Davis to be performed on the top of Pikes Peak where the SCD of Colorado set a high altitude record for Scottish country dancing. The author hoped that there might be enough other total idiots who would want to dance a jig as well as the planned strathspey at that elevation. Small and rabbit-like, the pika can be found scurrying through the rocks at high altitude gathering and storing the tundra grasses in little hay stacks for the coming winter.

© June 1995, Jeff Davis

---

No Video

### **SUSAN'S SOUVENIR**

32 bar strathspey for 3 couples in a 3-couple set

Devised by Tim Wilson draft August 20, 2011

1-8 1st and 2nd couples dance the Tournee.

9-16 1st woman with 2nd couple, and 1st man with 3rd couple dance right hands across; 1st woman with 3rd couple, and 1st man with 2nd couple dance left hands across ("teapots"). On bar 16, 1st couple pass left shoulders to face 1st corners.

17-24 1st couple set to corners and partner ("hello-goodbye"),

on bars 23-24, 1st couple dance a petronella turn to second place own side.

25-32 1st and 3rd couples dance the Tourbillon.

Ends 312. New 1st and 2nd couples ready to begin.

Tune: McOwens' Farewell (Susan Worland)

Note: Susan Worland Bentley was moved to make recording in memory of her mother and good friends who have passed away. The theme of the project was farewells and remembrance. The dance was written at Susan's request to accompany a 3x32 strathspey she was planning to record.

©2011 by Tim Wilson. All rights reserved. Permission is granted for verbatim reproduction and non-profit distribution of this leaflet, provided that this notice remains intact.

---

No Video

### **Captain Campbell's Hornpipe**

(alt. Black Pete's Reel)

Craig Williams, September 2025

1 – 8 1st couple, near hands joined, dance down the middle and up, dividing to dance behind 3rd couple into 2nd place. 2nd couple step up on bars 3 – 4.

9 – 10 2nd, 1st & 3rd couples set.

11 – 12 All corners petronella turn one corner position anticlockwise. 1st couple set advancing to finish back to back facing own side.

13 – 14 1st couple with 1st and 2nd corners set as in double triangles,

15 – 16 All corners petronella turn one corner position anticlockwise. 1st couple set moving round back to back to finish facing opposite sides.

17 – 20 1st couple with dancers in 1st corner position dance a diagonal 1/2 reels of 4. 1st couple pass right shoulders to face 2nd corner position

21 – 24 1st couple with dancers in 2nd corner position dance a diagonal 1/2 reels of 4. 1st couple finish in 2nd place on own sides.

25 – 32 2nd, 1st & 3rd couples circle 6 hands round and back.

Captain Peter “Black Pete” Campbell (1846-1915) – his thick dark beard and fierce looking earned him his nickname – was known for taking daring risks at sea and for pushing ships’ boilers and steam engines to their limits, and beyond. He was captain of the of the Manitoulin, a wooden steamer, when it was on a run from Killarney to Manitowaning, on May 18, 1882, and a fire broke out in the engine room. After running the ship ashore, he cut a large hole in the hull to allow water inside and extinguish the flames. The ship was rebuild and renamed Atlantic.

---

Video: The Flying Spur

### **The Flying Spur**

John Drewry, The Canadian Book  
for Jackie Johnstone of Dumfries  
the Johnstone Clan Crest bears a winged spur.

Jig – 3 couples – 32 bars

Tune – “Captain White” S.C.D. Music for Books 8-14, Winifred Bird Matthew, page 13.

Kerr’s 1st @ollection of Merry Melodies for the Violin, page 28.

1 – 4 1st couple, giving right hands in passing, cross over and cast off to second place on opposite sides. (2nd couple step up on Bars 3-4)

5 – 8 1st man dances up between 2nd couple and casts off to second place on his own side; 1st lady dances down between 3rd couple and casts up to second place on her own side; meanwhile 2nd and 3rd couples set, then, giving right hands to partners, cross over and stay facing out.

9 – 16 1st man dances & reel of three on the men's side with 2nd and 3rd ladies; he begins by passing 3rd lady by the right.

1st lady, similarly, dances a reel of three on the ladies' side with 2nd and 3rd men; she begins by passing 2nd men by the right.

At the end of the reels:

- 1st man dances down to finish in the centre of the dance in third place facing ups
- 1st lady dances up to finish in the centre of the dance in top place facing down;
- 2nd couple dance out and down, while 3rd couple dance out and up to meet the other lady or man on the side lines (wrong sides) and join nearer hands.

17 – 20 1st couple set to one another, then turn petronella-wise into second place on wrong sides; 2nd and 3rd couples cross to own sides, the ladies passing under an arch made by the men, then 2nd couple dance out and up into top place, while 3rd couple dance out and down to third place.

21 – 24 2nd, 1st and 3rd couples turn partners by the right hand. 2nd and 3rd couples return to own sides to finish facing down and up the dance, while 1st couple finish in the centre of the dance, still on wrong sides, facing down.

25 – 32 1st couple dance down between third places, cast up to second place on wrong sides, they lead up between top places crossing over to own sides and cast off to second place.

Meanwhile 2nd and 3rd couples dance rights and lefts beginning by changing places on the sides with right hands, and then crossing the dance giving left hands to partners.

Repeat, having passed a couple,

---

# Dances for November 10, 2025

## Ardbrae Dancers of Ottawa

No Video

### **The Archivist**

Emily Porter, Ardbrae Celebrates 60 Years

A 32 bar strathspey for 3 couples in a 4-couple set

1 – 8 1st, 2nd, and 3rd couples dance 3-couple set and rotate as follows: All three couples set and cast to finish in lines of 3 across the dance, men facing down, women up. All change places right hands with the dancer opposite. All chase clockwise one place on to finish on the sidelines in order 3,2,1 with 1st man facing out.

9 – 12 1st man casts up behind the men's line and down in front of 3rd man to finish in 2nd place facing out and down, while 1st woman dances up the middle and casts off around 3rd woman to finish in 2nd place facing in and down. 2nd couple step down on bars 11–12. Dancers in order 3,1,2

13 – 16 1st couple dance a half reel of three on the sides, giving a left shoulder to 2nd couple to begin. Dancers dance straight into place – 1st man and 3rd woman pull back a right shoulder at the end of the reel to face in, 2nd woman pulls

back a left shoulder. Dancers in order 2,1,3

17 – 20 Starting from the sidelines and passing each other by the right shoulder to begin, 1st couple dance corners pass and turn with their 1st corners, the corners turn giving both hands. 1st couple pass each other by the right shoulder to face their 2nd corners.

21 – 24 1st couple dance corners pass and turn with their 2nd corners, the corners turn giving both hands. 1st couple pass each other by the right shoulder to 2nd place on their own sides.

25 – 32 2nd and 1st couples dance a poussette right round. Finish in order 2,1,3

Repeat having passed a couple

At the end of second repetition for each dancing couple, the following alternate ending may be danced:

31 – 32 2nd couple finish the poussette as normal. 1st couple finish bar 31 in the centre facing down with nearer hands joined. On bar 32, 1st couple down to 4th place. 3rd couple dance up the sidelines (2 bars) to finish ready to begin the 3-couple set and rotate with a new top couple.

Suggested music: The Quaich (Many Happy Returns – Hanneke Cassel and Dave Wiesler)

In memory of Elaine Hoag, an archivist both professionally, with Library and Archives Canada, and in her dancing life with the Ardbrae Dancers of Ottawa. With our mutual love of the strathspey poussette and covering opportunities, it's the kind of strathspey we would have enjoyed dancing together.

---

Video: Jubilee Jig

**Jubilee Jig**



## RSCDS Leaflets

### Jig

1 – 2 1st man casts off one place. 2nd man steps up.

3 – 8 1st man and 3rd woman set and turn with right hands to places.

9 – 10 1st woman casts off one place. 2nd woman steps up.

11 – 16 1st woman and 3rd man set and turn with left hands to places.

17 – 20 1st woman dances right hands across with 2nd couple, while 1st man dances right hands across with 3rd couple, 1st couple finish in the centre, with left hands joined, facing the opposite side. (Fig.).

21 – 24 1st couple set and dance out to opposite side.

25 – 28 1st man dances right hands across with 2nd couple, while 1st woman dances right hands across with 3rd couple. 1st couple finish in the centre with left hands joined, facing own side.

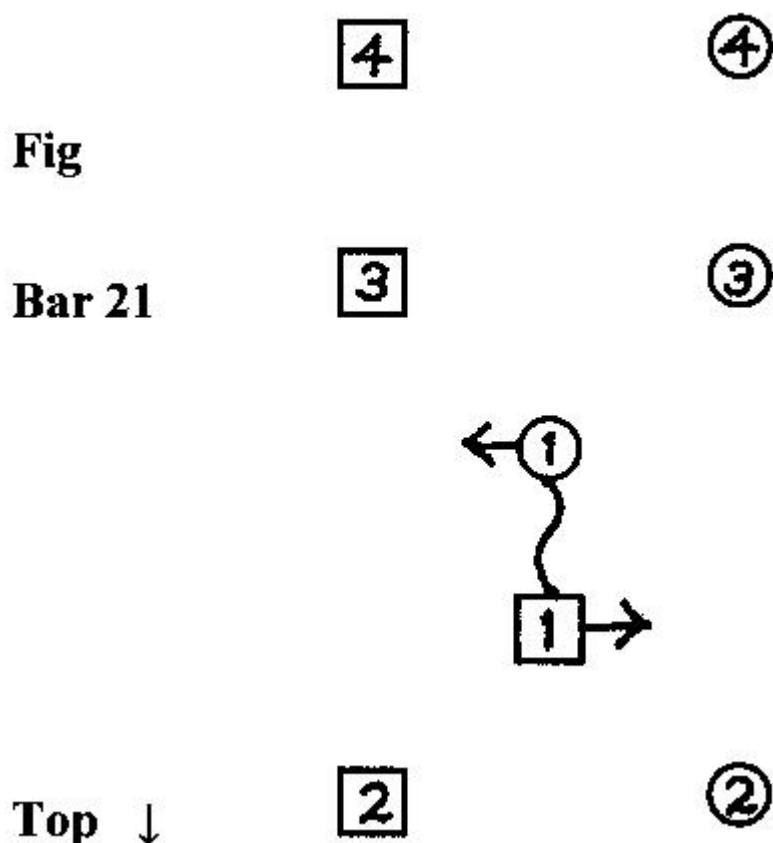
29 – 32 1st couple set and dance out to own side.

#### TACNotes:'

3-4 Emphasize that 1st man stays on the sidelines as he sets to 3rd woman.

24 1st cpl flow through 2nd position on the side, before entry into RH across on bar 25.

32 1st man may finish facing out to flow on into his cast on bars 1-2 of the repetition.



# Dances for November 3, 2025

## Ardbrae Dancers of Ottawa

Video: Cadgers in the Canongate

### Cadgers in the Canongate

RSCDS Book 9

48-bar reel for three couples in a four-couple longwise set

1 – 8 1st couple dance reels of three, 1st woman with 2nd and 3rd men and 1st man with 2nd and 3rd women. To begin 1st woman crosses down to pass 3rd man by the left and 1st man dances across to partner's place to pass 2nd woman by the right. 1st

couple finish in partner's original place. (Note 1)

9 – 16 1st, 2nd and 3rd couples dance reels of three on own sides. To begin 1st man crosses down to pass 3rd man by the left and 1st woman dances across to original place to pass 2nd woman by the right. 1st couple finish facing 2nd woman.

17 – 18 1st couple, giving nearer hands, set to 2nd woman.

19 – 20 1st couple, with two pas de basque, move round to face 2nd man. (Note 2)

21 – 22 1st couple set to 2nd man.

23 – 24 1st couple, with two pas de basque retire to places.

25 – 28 1st and 2nd couples set, and dance right hands across halfway round.

29 – 32 2nd and 1st couples set, and dance left hands across back to places.

33 – 36 1st couple, giving right hands, cross over and cast off one place on opposite sides. 2nd couple step up on bars 35-36.

37 – 40 1st couple, giving left hands, turn one and a half times to finish in second place on own sides.

41 – 48 2nd and 1st couples dance rights and lefts.

Repeat, having passed a couple.

Notes:

1. In some areas, on bar 8, 1st woman dances across the top of the set to original place while 1st man dances across from 2nd woman's place to his original place. To begin the second reels, 1st and 2nd man and 1st and 2nd woman pass by the right.

2. In bars 19-22, 1st couple retain nearer hands throughout.

Walsh's Caledonian Country Dances, c. 1748.

Original Tune: Cadgers in the Canongate (Walsh's Caledonian Country Dances c. 1748) but more usually danced to John McNeil's Reel (Peter Milne).

TACNotes:'

1-8 1st cpl finish reel in partner's place. 1st man dancing short way into place (i.e. no loop).

9-16 1st couple follow partner's track but finish in middle, 1st woman on her partner's left.

---

Video: The President's Quadrille

### **The President's Quadrille, Figures 1 & 2 only**

RSCDS Book 46

128-bar reel for four couples in a four-couple square set

The dance begins with an eight bar introduction.

On bars 5-6, bow and curtsy to partners, on bars 7-8, bow and curtsy to corners.

#### **Figure 1**

1 – 2 All four couples, joining nearer hands, advance to the middle and, on bar 2, acknowledge dancer opposite.

3 – 4 All, pulling back by the right, dance out to original places.

5 – 8 All dance eight hands round to the left halfway.

9 – 16 All repeat bars 1-8 to original places.

#### **Figure 2**

1 – 4 1st man with 3rd woman, 1st woman with 3rd man dance an allemande turn to the right. (Note)

5 – 8 1st and 3rd couples dance a half ladies' chain.

9 – 16 2nd and 4th couples repeat bars 1-8.

17 – 20 1st man with 1st woman, 3rd woman with 3rd man dance an allemande turn to the left.

21 – 24 1st and 3rd couples dance a half ladies' chain.

25 – 32 2nd and 4th couples repeat bars 17-24 to finish facing corners.

### Figure 3

1 – 8 1st couple, 2nd woman and 4th man and, at the same time, 3rd couple, 2nd man and 4th woman dance reels of four across the set. To begin, all pass corners by the right. 1st and 3rd couples finish in partner's places facing in. 2nd and 4th couples finish in original places.

9 – 14 1st and 3rd couples lead through the middle with 1st couple passing between the 3rd couple and lead back with the 3rd couple passing between the 1st couple.

15 – 16 1st and 3rd couples turn with the right hand halfway to face corners.

17 – 24 2nd couple, 1st man and 3rd woman and, at the same time, 4th couple, 1st woman and 3rd man repeat bars 1-8 on the sides of the set.

25 – 32 2nd and 4th couples repeat bars 9-16, 2nd couple passing between 4th couple to begin and finishing 1st woman facing 4th man and 2nd man facing 3rd woman.

### Figure 4

1 – 4 1st woman and 4th man, 2nd man and 3rd woman, set and,

giving right hands, dance into the middle of the set.

5 – 8 1st woman and 2nd man, 4th man and 3rd woman lead out between their partners, divide and cast around own partners to finish 1st and 4th couples facing 2nd and 3rd couples in diagonal lines. (Fig 1)

9 – 16 All four couples advance and retire and, giving left hands to partners, turn to finish in original places, 1st man facing 2nd woman, 4th woman facing 3rd man.

17 – 20 1st man and 2nd woman, 4th woman and 3rd man set and, giving right hands, dance into the middle of the set.

21 – 24 1st man and 4th woman, 2nd woman and 3rd man lead out between their partners, divide and cast around own partners to finish 1st and 2nd couples facing 4th and 3rd couples in diagonal lines. (Fig 2)

25 – 32 All four couples advance and retire and, giving left hands to partners, turn to finish in original places.

#### Figure 5

1 – 2 All four couples, joining nearer hands, advance to the middle and, on bar 2, acknowledge dancer opposite.

3 – 4 All pulling back by the right, dance out to original places.

5 – 8 All dance eight hands round to the left halfway.

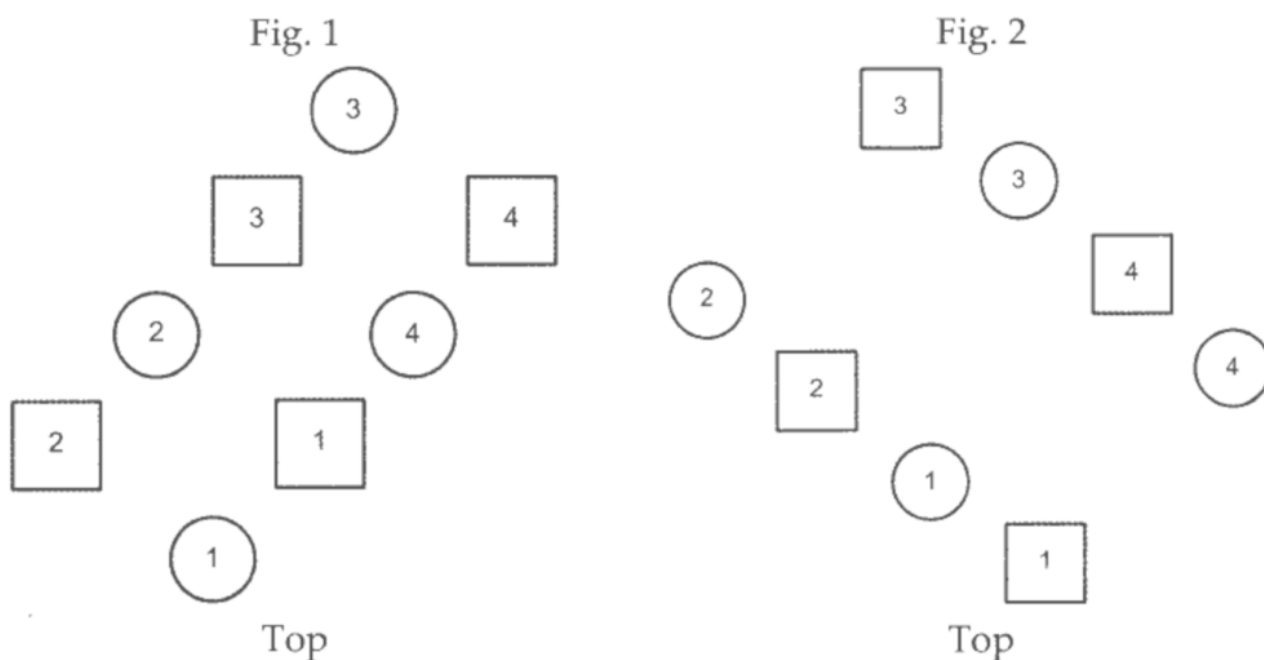
9 – 16 All repeat bars 1-8 to original places.

#### Note:

Allemande turns. Dancers advance towards each other for two steps and, giving right (left) hands to the dancer opposite, women dance under the man's arm and curve out to places as men retire.

Devised by Alan Macpherson, Larbert.

To mark the appointment of Dr. Alastair MacFadyen as President of the Society at the AGM in November 2007.



---

## Dances for October 27, 2025

### Ardbrae Dancers of Ottawa

Video: Bonnie Stronshiray

#### Bonnie Stronshiray

Robert M. Campbell, Dancing Gems & Glasgow Assembly

32-bar strathspey for three couples in a four-couple longwise set

Music: Bonnie Stronshiray, READY...AND! – Bobby Brown & The Scottish Accent

1 – 8 1st and 2nd couples turn partner with both hands to finish in a line up and down the middle of the set, dance a

half reel of four, then turn partner with both hands to finish on own sides, having changed places.

9 – 12 1st couple set to each other, advancing to pass left shoulders and turn first corners with both hands, ending with 1st woman between the 2nd couple facing down and 1st man between the 3rd couple facing up.

13 – 16 1st couple set to each other, advancing to pass left shoulders and turn second corner with both hands, ending with 1st couple between their corners.

17 – 20 2nd, 1st and 3rd couples cross giving a right hand; as 1st couple faces out and casts to their right, corners pull their right shoulder back to face each other diagonally to advance and retire, one step each way.

21 – 24 Repeat bars 17-20, crossing up and down the set, with 1st couple finishing facing their fourth corner position (the person they just cast around).

25 – 32 1st couple dance a half reel of four on the second corner diagonal (fourth corner position), dance round each other left shoulder and dance a half reel of four on the first corner diagonal (third corner position). On the last two bars, 1st couple turn with the right hand to finish in second place on own side.

Repeat, having passed a couple.

Dance Notes:

Stronshiray is the former name of the part of southwest Argyll from which Bob Campbell's family came. (ref Glasgow Assembly book). Although there is no mention of this place on maps anymore, there are some notes that there is a connection to the Campbell's STRONSHIRA HOUSE – a stone-built house on the edge of Loch Fyne that is available to rent and may reference Stronshiray.



---

No Video

### **Skating On The Rideau Canal**

Lindsay Clarke, Ardbrae Celebrates 60 Years

A 32 bar strathspey for 3 couples in a 3 couple longwise set

1–8 1st, 2nd and 3rd couples dance an Inveran reel, 1st couple crossing down to begin. 2nd

couple finish facing out.

9 – 16 1st, 2nd and 3rd couples dance an inverted Inveran reel, 3rd couple crossing up to begin;

2nd couple dance out and down and 1st couple dance in and down.

17 – 20 All 3 couples dance “1/2 turn and twirl” to cross to the opposite side. (Giving partners

right hand, all turn halfway to finish in the middle of the set facing each other, and

pulling back right shoulders, dance on a curve out to the opposite sides.)

21 – 24 1st and 2nd couples chase clockwise 2 places while 3rd couple turn right hand  $1\frac{1}{2}$

times. All finish on own sides in order 2,1,3

25 – 28 All 3 couples dance “1/2 turn and twirl” to cross to the opposite side.

29 – 32 1st and 3rd couples chase clockwise 2 places, while 2nd couple turn right hand  $1\frac{1}{2}$

times, all finishing on own sides in order 2,3,1. 3rd woman dancing into 2nd woman's

position finishes facing out.\*

Repeat from new places

\*At the end of the third and last repetition, woman dancing into 2nd place would face in for bow and curtsy. Inspiration for dance: Skaters who glide effortlessly and smoothly, without stopping. Therefore all couples keep dancing

throughout, hopefully reaching the required spot just in time to glide through without waiting for the music to prompt the next move. On a busy day, skaters would weave around each other, occasionally meeting up with a friend perhaps, for a brief hello.

---

Video: Come What May

### **Come What May**

Romaine Butterfield, RSCDS Book 51

32-bar jig for two couples in a four-couple longwise set

1 – 4 1st man and 2nd woman advance and retire.

5 – 8 1st man and 2nd woman dance back to back.

9 – 16 1st woman and 2nd man repeat bars 1-8.

17 – 20 1st couple, giving right hands, cross over and cast off one place. 2nd couple step up on bars 19-20.

21 – 24 2nd couple repeat bars 17-20. 1st couple step up on bars 23-24.

25 – 28 1st and 2nd couples, joining hands on the sides, advance and retire.

29 – 32 1st and 2nd couples dance half rights and lefts.

Repeat, having passed a couple.

Devised by Romaine Butterfield, New Zealand Branch, May 2010.

This dance was devised on 1st May 2010 – hence the choice of title.

---

# Dances for October 20, 2025

## Ardbrae Dancers of Ottawa

Video: The Irish Rover

### The Irish Rover

RSCDS 30 Popular Dances, Vol. 2

A 32-bar reel for three couples in a four-couple longwise set

1 – 8 1st couple dance down between 3rd couple, cast up one place on own side; 1st woman dances right hands across with 2nd couple while 1st man dances right hands across with 3rd couple. 2nd couple step up on bars 1 – 2.

9 – 12 1st couple dance half reels of four with first corners, then;

13 – 16 1st couple dance half reels of four with second corners. On bar 16, 1st couple turn left hand in centre ready to;

17 – 24 Pass left shoulders with person in first corner's position for two reels of three across the dance. 1st couple finish in second place on own side.

25 – 32 1st couple dance diagonal rights and lefts:

25 – 26 1st couple change places with person in their first corner's position (i.e. 1st woman right hand to 3rd woman and 1st man right hand to 2nd man).

27 – 28 Change left hand on sides; 1st woman with 2nd man, 1st man with 3rd woman. (First corners now back in original places).

29 – 30 1st woman changes places giving right hand 'to 3rd man (in 2nd woman's position), while 1st man changes places giving

right hand to 2nd woman (in 3rd man's position).

31 – 32 1st and 2nd women and 1st and 3rd men change places, giving left hands on own side of the dance.

Repeat having passed a couple.

Devised by James B. Cosh.

Original tune: The Irish Rover – Traditional.

Source: Twenty -Two Scottish Country Dances by James B. Cosh and Two Others.

On the fourth of July eighteen hundred and six  
We set sail from the sweet cove of Cork  
We were sailing away with a cargo of bricks  
For the grand city hall in New York  
'Twas a wonderful craft, she was rigged fore-and-aft  
And oh, how the wild winds drove her  
She'd stood several blasts, she had twenty-seven masts  
And we called her the Irish Rover.

The Irish Rover tune is from a traditional Irish folk song about a magnificent but improbable sailing ship that after seven years at sea eventually sinks, leaving a sole survivor: the song narrator!

---

Video: Thank You Patricia

### **Thank You Patricia**

RSCDS Book 54

A 32-bar strathspey for three couples in a four-couple longwise set

1 – 4 1st couple set and dance a petronella turn. 2nd couple step up on bars 3 – 4.

5 – 6 1st and 2nd couples set, on bar 6 1st couple advancing to finish in a line across the dance, with 1st woman facing

2nd man and 1st man facing 2nd woman.

7 – 8 1st woman with 2nd man, and 1st man with 2nd woman, giving both hands, turn once round to finish with 1st woman facing her first corner and her partner behind her.

9 – 12 1st couple dance a half reel of three in tandem with lead change with first corners. 1st couple pass 2nd man by the right to begin. 1st man finishes facing partner's second corner, with his partner behind him.

13 – 16 1st couple dance a half reel of three in tandem with lead change with second corners. 1st couple pass 3rd man by the right to begin. 1st couple finish in the middle of the set, facing up with nearer hands joined, 1st woman curving round to the right to finish on the right of her partner.

17 – 20 1st couple dance up and cast off to second place on own sides.

21 – 24 1st couple, giving right hands, turn once round, while 2nd and 3rd couples set and, giving right hands, turn halfway. All three couples finish in allemande hold.

25 – 32 3rd, 1st and 2nd couples dance an allemande.

Repeat, having passed a couple.

Devised by Deb Lees, RSCDS Newcastle-upon-Tyne & District Branch.

Patricia Cass played piano for the Newcastle Branch Scottish country dancing and Ladies Step classes, often working with Deb Lees as teacher. This dance was written by Deb in conjunction with other members of the Branch class, in appreciation of Patricia's skill and commitment over many years.

The reels in the dance are a reference to the dance John Cass (RSCDS Book 49) which was written for Patricia's husband.

However, in Patricia's dance, the woman leads the first tandem reel, reflecting Patricia's strength as a dancer as well as a musician. Patricia played a key role in the development and organisation of the Newcastle Festival, held in February each year.

As Deb frequently found herself saying, "Thank you Patricia!"

---

Video: The Greenbelt Jig

### **The Greenbelt Jig**

Elaine Brunken, Moments in Time

32 Bar Jig for 3 couples

1 – 6 1st, 2nd, and 3rd ladies Dance around their partners passing Right shoulder, and dance back to place.

7 – 8 1st, 2nd, and 3 couples Cross over giving Right Hands. (All are on opposite sides)

9 – 14 1st, 2nd, and 3rd men Dance around their partners passing Right shoulder, and dance back to place (Opposite sides).

15 – 16 1st, 2nd, and 3rd couples Cross over giving Right Hands. (1st couple remain facing out)

17 – 24 1st couple Cast off 2 places, join nearer hands and Dance up the middle, and Cast off to 2nd place.

17 – 19 cast 2 places (2nd couple step up on 17&18)

20 – 22 dance up the middle

23 – 24 cast to 2 place

25 – 28 2nd, 1st and 3 couples Advance and Retire.

29 – 32 2nd 1st and 3rd couples Turn by the Right Hand.

At the end of 2 repetition 1st couple finish in 3rd place and step to the bottom The new 3rd lady dances up from the bottom.

3 man steps up on bars 1-2

Repeat having passed a couple

Devised in March 2010 at the St. Columba's Class in Greenbelt, Maryland. It's an easy wee jig for all levels and a good warm up dance.

Easily adapts to a 2 couple dance: 1-16 and 25-32 done by 1st and 2nd couple. Bars 17-24 1st couple cast off one place in 4 bars (dance in for one and out for one, then cast for 2), dance up to the top, and cast into 2nd place. (2nd couple step up on 19 & 20)

Suggested Tune: Ride the Wind (Tatsu-Do) (Muriel Johnstone)

---

# Dances for October 6, 2025

## Ardbrae Dancers of Ottawa

Video: Thank You Patricia

### **Thank You Patricia**

Deb Lees , RSCDS Book 54

A 32-bar strathspey for three couples in a four-couple longwise set

1 – 4 1st couple set and dance a petronella turn. 2nd couple step up on bars 3 – 4.

5 – 6 1st and 2nd couples set, on bar 6 1st couple advancing to finish in a line across the dance, with 1st woman facing 2nd man and 1st man facing 2nd woman.

7 – 8 1st woman with 2nd man, and 1st man with 2nd woman, giving both hands, turn once round to finish with 1st woman

facing her first corner and her partner behind her.

9 – 12 1st couple dance a half reel of three in tandem with lead change with first corners. 1st couple pass 2nd man by the right to begin. 1st man finishes facing partner's second corner, with his partner behind him.

13 – 16 1st couple dance a half reel of three in tandem with lead change with second corners. 1st couple pass 3rd man by the right to begin. 1st couple finish in the middle of the set, facing up with nearer hands joined, 1st woman curving round to the right to finish on the right of her partner.

17 – 20 1st couple dance up and cast off to second place on own sides.

21 – 24 1st couple, giving right hands, turn once round, while 2nd and 3rd couples set and, giving right hands, turn halfway. All three couples finish in allemande hold.

25 – 32 3rd, 1st and 2nd couples dance an allemande.

Repeat, having passed a couple.

Devised by Deb Lees, RSCDS Newcastle-upon-Tyne & District Branch.

Patricia Cass played piano for the Newcastle Branch Scottish country dancing and Ladies Step classes, often working with Deb Lees as teacher. This dance was written by Deb in conjunction with other members of the Branch class, in appreciation of Patricia's skill and commitment over many years.

The reels in the dance are a reference to the dance John Cass (RSCDS Book 49) which was written for Patricia's husband. However, in Patricia's dance, the woman leads the first tandem reel, reflecting Patricia's strength as a dancer as well as a musician. Patricia played a key role in the development and organisation of the Newcastle Festival, held in February each



year.

As Deb frequently found herself saying, "Thank you Patricia!"

---

Video: Inchmickery

### **Inchmickery**

Roy Goldring, RSCDS Book 53

A 32-bar jig for five couples in a five-couple longwise set.

1 – 8 1st and 2nd couples dance four hands round to the left. 1st couple dance in towards each other and then cast off two places (2nd and 3rd couples step up on bars 7 – 8).

9 – 16 1st couple dance right hands across, 1st woman with 3rd couple and 1st man with 4th couple, 1st couple pass by the right to dance left hands across with the other couple.

17 – 24 1st woman with 2nd man also 1st man with 5th woman, giving right hands, turn once round; 1st couple pass by the right; then 1st woman with 5th man also 1st man with 2nd woman, giving left hands, turn once round, 1st couple finishing in 3rd place.

25 – 32 1st couple dance in towards each other, then cast off two places (4th and 5th couples step up on bars 27 – 28), 1st and 5th couples dance four hands round to the right.

Finish in the order 2, 3, 4, 5, 1.

Repeat from new positions.

Devised by Roy Goldring, Leeds Branch, 2000. Reprinted by kind permission of Simon and Peter Goldring.

---

Video: Flowers of Edinburgh

## **Flowers of Edinburgh**

RSCDS Book 1

32-bar reel for three couples in a four-couple longwise set

1 – 6 1st woman casts off two places, crosses to the opposite side and dances up behind 2nd and 3rd men to her partner's original place. 1st man follows his partner, crossing over and dancing behind 2nd and 3rd women, and up the middle to his partner's original place.

7 – 8 1st couple set to each other.

9 – 14 1st couple repeat bars 1-6, with 1st man casting off and 1st woman following. 1st couple finish in original places.

15 – 16 1st couple set to each other.

17 – 24 1st couple lead down the middle and up to finish facing each other in the middle of the set with both hands joined. 2nd couple step in.

25 – 32 1st and 2nd couples dance a poussette.

Repeat, having passed a couple.

Kate Hughes' Dancing Book (MS), Dundalk 1867.

Original tune: Flowers of Edinburgh (Traditional)