

# Dances for May 1, 2023

Video: Sugar Candie

## **Sugar Candie**

RSCDS Book 26

32-bar strathspey for three couples in a four-couple longwise set

1 – 4 1st couple set and cast off one place. 2nd couple step up on bars 3-4.

5 – 8 1st couple, passing each other by the left, dance round first corners by the right. On bar 8, 1st couple pull back by the right to finish back to back in the middle, woman facing up, man facing down.

9 – 12 1st woman and 2nd couple, 1st man and 3rd couple dance three hands round to the left. 1st couple pull back by the right to finish facing each other up and down the set.

13 – 16 1st couple set and, giving both hands, turn to face first corners. On bar 16, 1st couple open out as 1st man releases his partner's right hand.

17 – 24 1st couple turn first corners with the right hand, partner with the left hand, second corners with the right hand and, giving left hand to partner, turn to face first corners.

25 – 30 1st couple dance reels of three on the sides passing first corners by the left to begin.

31 – 32 1st couple, giving right hands, cross to second place on own sides.

Repeat, having passed a couple.

Original tune: The Earl of Angus and Arran (William Marshall, A Collection of Scottish Melodies, Volume 4, 1844).

---

Video: Maxwell's Rant

### **Maxwell's Rant**

RSCDS Book 18

32-bar reel for three couples in a four-couple longwise set

1 – 16 1st couple, with 2nd and 3rd couples, dance reels of three on opposite sides and then on own sides. 2nd and 3rd couples remain on own sides throughout.

17 – 20 1st couple, giving right hands, cross over and cast off one place. 2nd couple step up on bars 19-20.

21 – 24 1st couple dance a half figure of eight round 2nd couple.

25 – 28 1st couple dance down between 3rd couple and cast up to second place on own sides.

29 – 32 2nd, 1st and 3rd couples, giving right hands, turn once round.

Repeat, having passed a couple.

Rutherford: Compleat Collection of 200 of the most celebrated Country Dances both old and new... Vol 1, London, c. 1755 as Maxwill's Rant.

Original tune: Maxwell's Rant (Traditional)

---

Video: Hooper's Jig

### **Hooper's Jig**

Miss Milligan's Miscellany of Scottish Country Dances

32-bar jig for three couples in a four-couple longwise set

1 – 4 All clap and 1st couple, passing right shoulders, cross

over and cast off one place on opposite sides. 2nd couple step up on bars 3-4.

5 – 8 1st and 3rd couples dance right hands across once round.

9 – 12 All clap and 1st couple, passing by the right, cross over and cast up to original places. 2nd couple step down on bars 11-12.

13 – 16 1st and 2nd couples dance left hands across once round.

17 – 18 1st man and 3rd woman, giving right hands, change places.

19 – 20 1st woman and 3rd man, giving right hands, change places, while 1st man and 3rd woman dance round ready to cross back.

21 – 22 1st man and 3rd woman, giving right hands, change places and 1st man faces out. At the same time, 1st woman and 3rd man dance round ready to cross back.

23 – 24 1st woman and 3rd man, giving left hands, cross over with 3rd man guiding 1st woman into second place while 1st man casts off to second place. 2nd couple step up.

25 – 32 2nd and 1st couples dance rights and lefts.

Repeat, having passed a couple.

Rutherford, D: Compleat collection of 200 of the most celebrated country dances, both old and new, c. 1756, London  
Customary tune: Peter's Peerie Boat (Tom Anderson)

---

Video: The Saltire Strathspey

**The Saltire Strathspey**

RSCDS Book 45

(Strathspey)

1 – 4 1st man and 2nd woman, 3rd woman and 4th man turn with both hands one and a half times to change places.

5 – 8 All four men dance left hands across once round. Staying in the middle, all release left hands and, giving right hands to partner, all finish facing anticlockwise, nearer hands joined with partners. (Fig. 1)

9 – 12 All set and link to change places with partners.

13 – 16 All set and link finishing on the sidelines facing partners. (Fig. 2)

17 – 24 All dance reels of four on the sides.

25 – 28 1st woman and 2nd man, 4th woman and 3rd man turn with both hands one and a half times to change places, all finishing on opposite sides in the order 2,1,4,3.

29 – 30 2nd and 3rd couples, giving right hands, cross over while 1st and 4th couples dance left hands across halfway round finishing in the order 2,4,1,3.

31 – 32 All set to partners.

Repeat from new positions.

Devised by Barbara Anglin, RSCDS Ottawa Branch and originally published by that branch in A Gatineau Gathering (2001).

Tune: Blinkbonny, George Meikle

TACNotes:'

Bars 1-4 1st man & 4th man finish facing in, anticipating the change of direction on bar 5.

Bars 11-12 Women dance well into middle to prevent spreading of set outwards at bar 16.

Bars 25-28 1st & 4th women finish similarly to bar 4.

---

Video: On the Quarter-Deck

### On the Quarter-Deck

Scottish Country Dances from THE HARBOUR CITY.

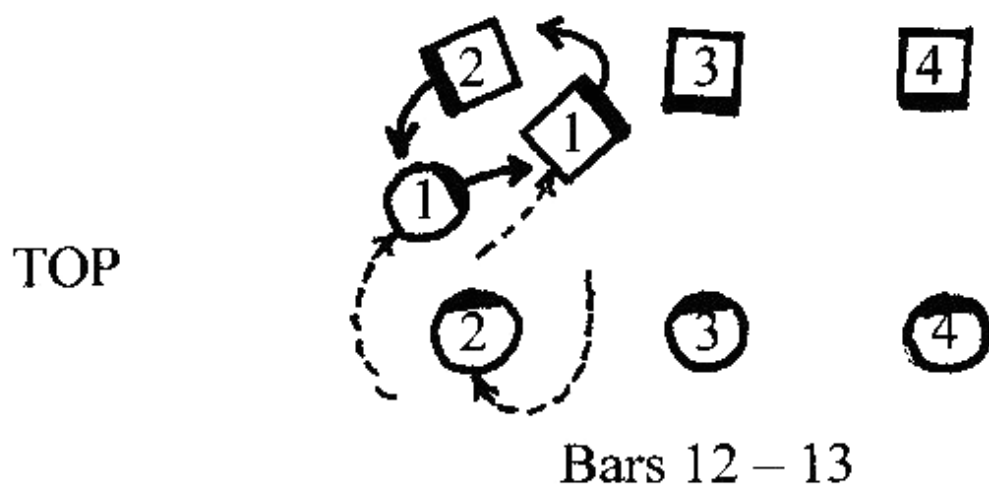
A 32 bar hornpipe for 2 couples in a 4 couple longwise set.

1 – 4 1st couple set once and cross over giving right hands.

5 – 8 1st couple set once and turn with right hands just over halfway round.

9 – 12 1st couple and 2nd man dance right hands across once round.

13 – 16 1st couple and 2nd woman dance left hands across once round.



17 – 20 1st woman, followed by her partner, dances down the middle for two steps, both turn right about and 1st man, followed by his partner, dances back up the middle.

21 – 24 1st man casts down behind 2nd woman and crosses over into 2nd man's place while 1st woman dances up the middle and casts down behind 2nd woman to finish in 2nd woman's place. 2nd couple move up on bars 23 and 24.

25 – 32 2nd and 1st couples dance right and left.

Repeat, having passed a couple.

“On the Quarter-deck” was devised by Iain Boyd.

---

## Dances for April 24, 2023

Video: Mrs Stewart of Fasnacloich

### Mrs Stewart of Fasnacloich

RSCDS Leaflet – No. 18

(Reel)

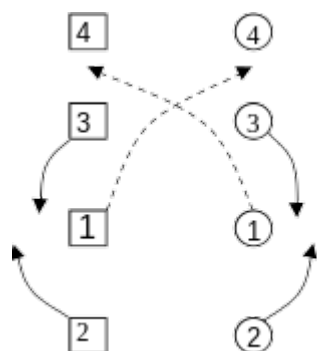


Figure 1 – Bar 9

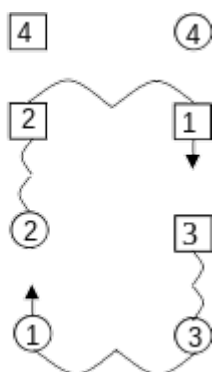


Figure 2 – Bar 28

1 – 4 1st and 2nd couples petronella turn into centre to face partners and set.

5 – 6 1st and 2nd couples turn partners by right hand three-quarters way round, then, retaining partners' hands.

7 – 8 1st and 2nd couples dance right hands across halfway round to finish, 2nd couple in first place and 1st couple in second place, on own sides.

9 – 16 2nd, 1st and 3rd couples dance reels of three on the sides. To begin, 1st couple, giving right hands, cross over to third place. (Fig. 1). 1st couple finish facing second corners; 2nd and 3rd couples dance the long way round into place.

17 – 20 1st couple dance half a diagonal reel of four with second corners. Then 1st couple turn each other by the left hand to face first corners.

21 – 24 1st couple dance half a diagonal reel of four with first corners, passing left shoulders. Then 1st couple pass each other by the left to finish back to back in the centre, 1st man facing up, 1st woman facing down.

25 – 27 1st man dances three hands round with 3rd couple, while 1st woman dances three hands round with 2nd couple.

28 – 30 Releasing left hand, 1st man leads his circle down the women's side, while 1st woman leads her circle up the men's side to form a large circle. Six hands round to the left. (Fig. 2).

31 – 32 All 3 couples set.

TACNotes:'

19-20 1st cpl dance a wide LH turn instead of passing L shoulder.

24 1st cpl pass L shoulder.

25-30 Controlled slip steps. If 1st cpl release LH in the

small circles at end of bar 27, then large circle may be formed by end of bar 28.

---

Video: 12 Coates Crescent

### **12 Coates Crescent**

RSCDS Book 40 – No. 5

(Strathspey)

1 – 4 All four couples, joining hands on the sides, set to partners and cross over giving right hands.

5 – 8 Repeat bars 1–4.

9 – 10 1st couple, giving nearer hands, dance down between 2nd couple. At the same time, 4th couple, giving nearer hands, dance up between 3rd couple.

11 – 12 1st and 4th women, giving nearer hands, dance out between 2nd and 3rd women and cast back to original places. At the same time, 1st and 4th men, giving nearer hands, dance out between 2nd and 3rd men and cast back to original places.

13 – 16 1st couple lead down to fourth place. 2nd, 3rd and 4th couples step up on bars 15–16.

17 – 24 3rd and 4th couples dance rights and lefts.

25 – 32 2nd couple with 3rd couple and 4th couple with 1st couple dance four hands across and back.

Repeat, with a new top couple.

Devised by the Publications and Research Committee, 1998.

Tune: The Glendale Strathspey (Copyright R. Mathews).

The Manual of Scottish Country Dancing:

Bars 13–16 1st couple dance straight into fourth place.



TACNotes:'

13–16 1st cpl dance towards partner to begin & and finish by dancing straight into 4th place.

---

Video: A Wee Nothin'

### **A Wee Nothin'**

32 Bar jig for 2 couples

1 – 8 1st and 2nd couples dance Right Hands across and Left Hands back to place.

9 – 14 1st Lady followed by the 2nd Lady dance across the top of the set, behind the men's line, 1st Lady dances below the 2nd man, and 2nd Lady dances between the two men, and across to their own side, both pull LEFT shoulders back.

15 – 16 1st and 2nd ladies join hands and Set. (Men do not set back)

17 – 22 1st Man followed by the 2nd Man dance across the top of the set, behind the ladies' line, 1st Man dances below the 2nd lady's position, 2nd Man dances between the two ladies, and across to their own side, both pull RIGHT shoulders back.

23 – 24 1st and 2nd Men join hands and Set. (Ladies do not set back)

25 – 32 2nd and 1st couples dance Rights and Lefts.

Devised by Elaine Brunken as a wee warm up dance.

Note: Please include the polite turns at the end of Rights and Lefts, prior to entry to the wheels.

Suggested tune: Miss Hannah of Elgin

---

Video: Flowers of Edinburgh

## **Flowers of Edinburgh**

RSCDS Book 1 – No. 6

32-bar reel for three couples in a four-couple longwise set

1 – 6 1st woman casts off two places, crosses to the opposite side and dances up behind 2nd and 3rd men to her partner's original place. 1st man follows his partner, crossing over and dancing behind 2nd and 3rd women, and up the middle to his partner's original place.

7 – 8 1st couple set to each other.

9 – 14 1st couple repeat bars 1-6, with 1st man casting off and 1st woman following. 1st couple finish in original places.

15 – 16 1st couple set to each other.

17 – 24 1st couple lead down the middle and up to finish facing each other in the middle of the set with both hands joined. 2nd couple step in.

25 – 32 1st and 2nd couples dance a poussette.

Repeat, having passed a couple.

Kate Hughes' Dancing Book (MS), Dundalk 1867.

Original tune: Flowers of Edinburgh (Traditional)

---

# **Dances for April 17, 2023**

Video: Joie de Vivre

**Joie de Vivre** (Jig)

RSCDS Book 39 – No. 2

1 – 4 1st couple set and cast off to second place. 2nd couple step up on bars 3-4.

5 – 8 Joining nearer hands, 1st couple dance down between 3rd couple and cast up to second place.

9 – 12 2nd, 1st and 3rd couples turn partners with the right hand.

13 – 16 2nd man, followed by 1st and 3rd men, and 3rd woman, followed by 1st and 2nd women, dance clockwise half way round to finish on opposite sides in order 3, 1, 2.

17 – 20 3rd, 1st and 2nd couples dance back to back with partners.

21 – 24 Joining nearer hands on the sides, 3rd, 1st and 2nd couples set and then turn partners half way round with the right hand to finish ready for allemande.

25 – 32 3rd, 1st and 2nd couples allemande.

Repeat, having passed a couple.

Devised by Mrs. I. Van Maarseveen, Pretoria, South Africa for a beginners class and dedicated to Alistair Aitkenhead, Stanley Wilkie, Margo Monteith and Lyn Christie.

Tune: Andersons

TACNotes:'

9-12 Finish bar 12 on sidelines, with 1st & 3rd men facing up & 1st & 2nd women facing down.

---

Video: The Saltire Strathspey

**The Saltire Strathspey**

RSCDS Book 45. No. 4

(Strathspey)

1 – 4 1st man and 2nd woman, 3rd woman and 4th man turn with both hands one and a half times to change places.

5 – 8 All four men dance left hands across once round. Staying in the middle, all release left hands and, giving right hands to partner, all finish facing anticlockwise, nearer hands joined with partners. (Fig. 1)

9 – 12 All set and link to change places with partners.

13 – 16 All set and link finishing on the sidelines facing partners. (Fig. 2)

17 – 24 All dance reels of four on the sides.

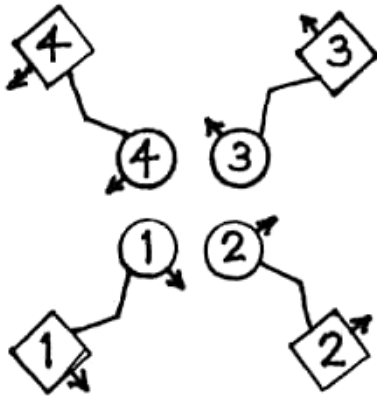
25 – 28 1st woman and 2nd man, 4th woman and 3rd man turn with both hands one and a half times to change places, all finishing on opposite sides in the order 2,1,4,3.

29 – 30 2nd and 3rd couples, giving right hands, cross over while 1st and 4th couples dance left hands across halfway round finishing in the order 2,4,1,3.

31 – 32 All set to partners.

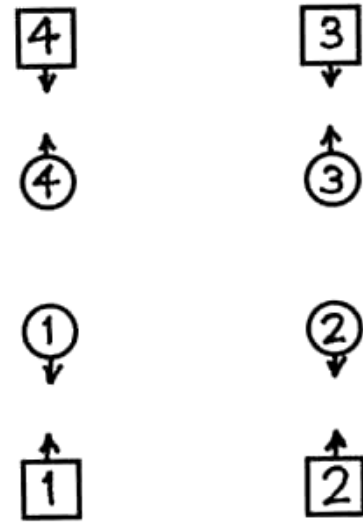
Repeat from new positions.

**Fig. 1**  
end of bar 8



Top

**Fig. 2**  
end of bar 16



Top

Devised by Barbara Anglin, RSCDS Ottawa Branch and originally published by that branch in A Gatineau Gathering (2001).

Tune: Blinkbonny, George Meikle

TACNotes:'

Bars 1-4 1st man & 4th man finish facing in, anticipating the change of direction on bar 5.

Bars 11-12 Women dance well into middle to prevent spreading of set outwards at bar 16.

Bars 25-28 1st & 4th women finish similarly to bar 4.

Video: ON THE QUARTER-DECK

### **ON THE QUARTER-DECK**

Scottish Country Dances from THE HARBOUR CITY.

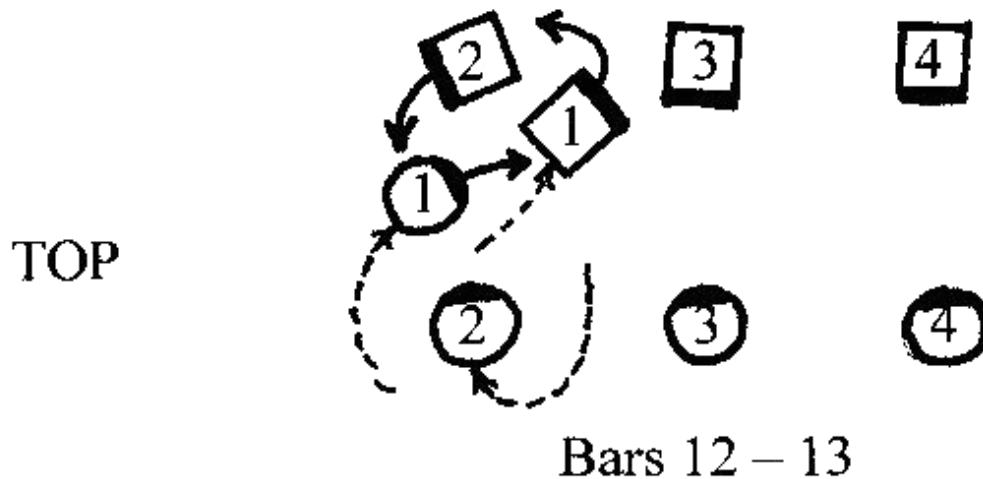
A 32 bar hornpipe for 2 couples in a 4 couple longwise set.

1 – 4 1st couple set once and cross over giving right hands.

5 – 8 1st couple set once and turn with right hands just over halfway round.

9 – 12 1st couple and 2nd man dance right hands across once round.

13 – 16 1st couple and 2nd woman dance left hands across once round.



17 – 20 1st woman, followed by her partner, dances down the middle for two steps, both turn right about and 1st man, followed by his partner, dances back up the middle.

21 – 24 1st man casts down behind 2nd woman and crosses over into 2nd man's place while 1st woman dances up the middle and casts down behind 2nd woman to finish in 2nd woman's place. 2nd couple move up on bars 23 and 24.

25 – 32 2nd and 1st couples dance right and left.

Repeat, having passed a couple.

"On the Quarter-deck" was devised by Iain Boyd.

---

Video: A Wee Nothin'

**A Wee Nothin'**

Moments in Time

32 Bar jig for 2 couples

1 – 8 1st and 2nd couples dance Right Hands across and Left Hands back to place.

9 – 14 1st Lady followed by the 2nd Lady dance across the top of the set, behind the men's line, 1st Lady dances below the 2nd man, and 2nd Lady dances between the two men, and across to their own side, both pull LEFT shoulders back.

15 – 16 1st and 2nd ladies join hands and Set. (Men do not set back)

17 – 22 1st Man followed by the 2nd Man dance across the top of the set, behind the ladies' line, 1st Man dances below the 2nd lady's position, 2nd Man dances between the two ladies, and across to their own side, both pull RIGHT shoulders back.

23 – 24 1st and 2nd Men join hands and Set. (Ladies do not set back)

25 – 32 2nd and 1st couples dance Rights and Lefts.

Devised by Elaine Brunken as a wee warm up dance.

Note: Please include the polite turns at the end of Rights and Lefts, prior to entry to the wheels.

Suggested tune: Miss Hannah of Elgin

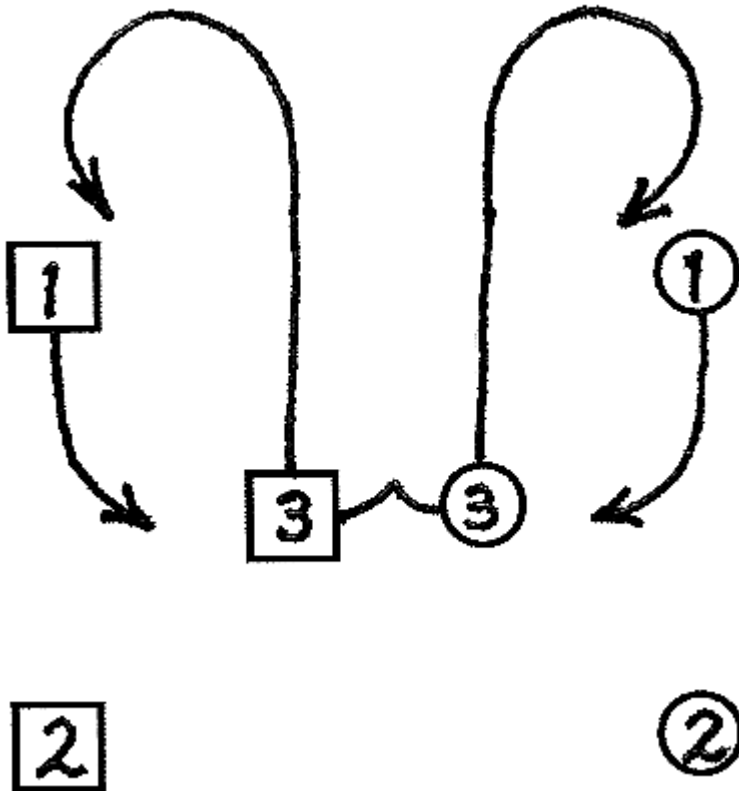
---

Video: The Reel of the Royal Scots

**The Reel of the Royal Scots**

RSCDS Leaflet – No.7

(Reel)



1 – 2 1st and 2nd women turn with the left hand, while 1st and 2nd men turn with the right hand, 1st couple finishing back to back in the centre of the set in second place.

3 – 4 2nd, 1st and 3rd couples set as in double triangles.

5 – 6 1st and 3rd women turn with the right hand, while 1st and 3rd men turn with the left hand to change places.

7 – 8 2nd, 3rd and 1st couples set as in double triangles.

9 – 16 1st couple followed by 3rd couple, dance up between the 2nd couple and cast off, then dance down to third place and cast up to second place, 3rd couple finishing in original places. (1st and 3rd couples join nearer hands with partner on every occasion when dancing up or down in the centre). (Fig.).

17 – 24 1st couple turn first corners with right hands.

1st couple pass each other by the right shoulder.

1st couple turn second corners with right hands.

1st couple passing right shoulders cross to second place on



own sides.

25 – 32 2nd, 1st and 3rd couples six hands round and back.

Repeat, having passed a couple.

Devised by Roy Goldring to celebrate the 350th Anniversary of The Royal Scots (The Royal Regiment) in 1983.

TACNotes:'

17-24 Corners dance for 4 bars.

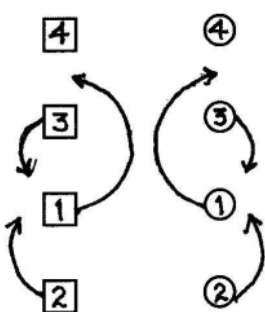
## Dances for April 3, 2023

Video: Miss Milligan's Strathspey

### Miss Milligan's Strathspey

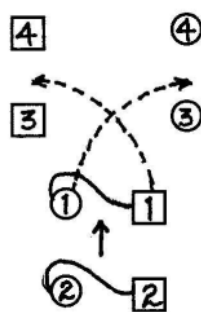
RSCDS Leaflet – No. 20

Fig. 1  
Bar 9



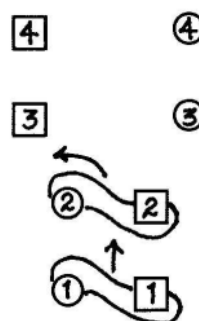
TOP

Fig. 2  
Bar 21



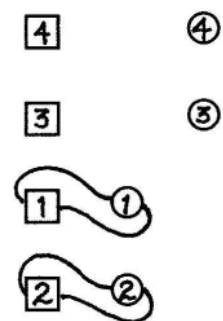
TOP

Fig. 3  
Bar 26



TOP

Fig. 4  
Bar 28



TOP

1 – 4 1st and 2nd couples dance four hands round to finish, 1st couple facing down, 2nd couple facing up, nearer hands joined.

5 – 6 1st and 2nd couples set. On the second step, 1st couple turn towards each other to face up.

7 – 8 1st couple cast off to second place, while 2nd couple dance up to first place and face out.

9 – 16 2nd, 1st and 3rd couples dance reels of three on own sides, all joining nearer hands with partner where possible. (Fig. 1). 2nd and 3rd couples turn the long way round to places.

17 – 18 2nd, 1st and 3rd couples set.

19 – 20 2nd and 1st couples turn partners by the left hand halfway round, to finish facing down the dance.

21 – 24 1st couple, followed by 2nd couple, lead down, cross over below 3rd couple (Fig. 2) and cast up to original place.

Progression: “The Knot”

25 – 26 1st and 2nd couples turn partners halfway round by right hand to finish in the centre, facing down, the woman turning clockwise under her partner’s arm to allemande position. (Fig. 3).

27 – 28 2nd couple, followed by 1st couple, dance up the woman’s side of the dance to positions as in Fig. 4.

29 – 32 2nd and 1st couples turn partners by the left hand to own sides.

---

Video: The Galloping Carousel

### **The Galloping Carousel**

25 DANCES FOR 25 YEARS, RSCDS Ottawa Branch, 1991

32 bar jig for 4 couples

The dance tells the story of painted horses on a carousel who tire of prancing in endless circles and dream of breaking away to gallop freely. But even in their dreams they always return to the carousel.

1 – 4 1st couple with 2nd couple, and 3rd couple with 4th couple, dance right hands across once round, ending with 1st woman and 4th man facing out.

5 – 8 1st woman, followed by her partner, dances behind the women's side of the dance into fourth place on opposite sides, while 4th man, followed by his partner, dances behind the men's side into first place on opposite sides.

9 – 12 Top two couples and bottom two couples dance right hands across once round, ending with 4th man and 1st woman facing out.

13 – 16 4th man, followed by his partner, dances behind the women's side of the dance back to place, while 1st woman, followed by her partner, dances behind the men's side back to places, ending with the 1st couple facing down the dance and 4th couple facing up. On bar 16, 2nd couple faces up and 3rd faces down.

17 – 20 On the sidelines, 1st and 2nd couples set and change places right hands, while 3rd and 4th couples do likewise.

21 – 24 On the sidelines, 1st and 4th couples set and change places left hands. (The order is now 2, 4, 1, 3.)

25 – 28 4th couple dances up between 2nd couple and casts back down to second place, while 1st couple dances down between 3rd couple and casts back up to third place.

29 – 32 All four couples turn partners once round back to places with right hands.

Devised by John de Chastelain

Music: "Killearn", or "Genevieve's Jig", Music for Book 32

---

Video: The Scallywag

## **The Scallywag**

RSCDS Book 51

40-bar jig for three couples in a four-couple longwise set

1 – 4 1st couple dance in towards each other almost to touch shoulders and cast off one place. 2nd couple step up on bars 3 – 4.

5 – 8 1st couple, giving left hands, turn one and a quarter times to face first corners.

9 – 12 1st couple set to first corners and, giving right hands, turn to finish 1st woman facing 2nd woman and 1st man facing 3rd man.

13 – 16 All dance half reels of three across the set, passing left shoulders to begin and finishing in lines of three facing up and down the set.

17 – 20 Taking hands, all advance and retire.

21 – 24 1st couple dance round each other by the right shoulder to finish facing third corners (second corner person in partner's first corner position).

25 – 32 Repeat bars 9 – 16 from new positions. 2nd and 3rd couples finish the half reels of three on own sides facing in, while 1st couple finish facing each other up and down the set.

33 – 34 1st couple set advancing and take right hands.

35 – 36 1st woman turns under her partner's right arm while setting (pulling back her right shoulder) as 1st man sets moving slightly towards the women's side. They finish side by side in the middle of the set, facing up, 1st woman on her partner's left, retaining right hands.

37 – 40 1st couple lead up, cross over above 2nd couple, and cast off to second place on own sides.

Repeat, having passed a couple.

On the last two bars of the second time through, 1st couple cast to the bottom of the set.

Devised by Jennifer P Kelly, RSCDS San Francisco Branch, February 1997.

An appropriately flirtatious dance devised to honour Mikkel Thompson on reaching his half century.

---

Video: The Black-Haired Lassie

### **The Black-Haired Lassie**

Let's All Dance, Too

32/R or S/3

by Carolyn Hunt (1993)

San Francisco Branch

1 – 8 1st, 2nd and 3rd couples dance mirror reels of three on the sides. To begin, 1st couple dance in and down, 2nd couple dance out and up, and 3rd couple dance in and up.

9 – 12 1st couple cross over with right hands and cast off one place. 2nd couple step up on bars 3-4 of the phrase.

13 – 16 1st couple dance a half figure of eight crossing up between 2nd couple to begin.

17 – 20 1st couple turn 1st corners with right hands, then pass partners with right shoulders to approach 2nd corners. Corners use all four steps.

21 – 24 1st couple turn 2nd corners with right hands, then pass partners with right shoulders to own sides of the dance in 2nd place. Corners use all four steps.

25 – 32 2nd, 1st and 3rd couples circle 6 hands round and back.

Repeat from new places.

Music: Any good ree] or strathspey

Note: As a new 1st couple begins at the top, 3rd couple dance up into the reel from 4th place and the former 1st couple step to the bottom.

The black-haired lassie is Julie Osborne, who was in the Stockton beginners' class. (CH)

---

Video: On The Quarter-Deck

### **ON THE QUARTER-DECK**

Scottish Country Dances from THE HARBOUR CITY.

A 32 bar hornpipe for 2 couples in a 4 couple longwise set.

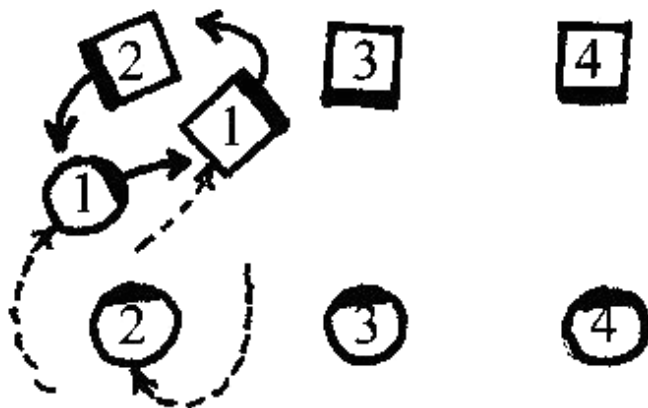
1 – 4 1st couple set once and cross over giving right hands.

5 – 8 1st couple set once and turn with right hands just over halfway round.

9 – 12 1st couple and 2nd man dance right hands across once round.

13 – 16 1st couple and 2nd woman dance left hands across once round.

TOP



Bars 12 – 13

17 – 20 1st woman, followed by her partner, dances down the middle for two steps, both turn right about and 1st man, followed by his partner, dances back up the middle.

21 – 24 1st man casts down behind 2nd woman and crosses over into 2nd man's place while 1st woman dances up the middle and casts down behind 2nd woman to finish in 2nd woman's place. 2nd couple move up on bars 23 and 24.

25 – 32 2nd and 1st couples dance right and left.

Repeat, having passed a couple.

"On the Quarter-deck" was devised by Iain Boyd.

---

## Dances for March 27, 2023

Video: The Scallywag

**The Scallywag**

RSCDS Book 51

40-bar jig for three couples in a four-couple longwise set

1 – 4 1st couple dance in towards each other almost to touch shoulders and cast off one place. 2nd couple step up on bars 3 – 4.

5 – 8 1st couple, giving left hands, turn one and a quarter times to face first corners.

9 – 12 1st couple set to first corners and, giving right hands, turn to finish 1st woman facing 2nd woman and 1st man facing 3rd man.

13 – 16 All dance half reels of three across the set, passing left shoulders to begin and finishing in lines of three facing up and down the set.

17 – 20 Taking hands, all advance and retire.

21 – 24 1st couple dance round each other by the right shoulder to finish facing third corners (second corner person in partner's first corner position).

25 – 32 Repeat bars 9 – 16 from new positions. 2nd and 3rd couples finish the half reels of three on own sides facing in, while 1st couple finish facing each other up and down the set.

33 – 34 1st couple set advancing and take right hands.

35 – 36 1st woman turns under her partner's right arm while setting (pulling back her right shoulder) as 1st man sets moving slightly towards the women's side. They finish side by side in the middle of the set, facing up, 1st woman on her partner's left, retaining right hands.

37 – 40 1st couple lead up, cross over above 2nd couple, and cast off to second place on own sides.

Repeat, having passed a couple.

On the last two bars of the second time through, 1st couple cast to the bottom of the set.



Devised by Jennifer P Kelly, RSCDS San Francisco Branch,  
February 1997.

An appropriately flirtatious dance devised to honour Mikkel  
Thompson on reaching his half century.

---

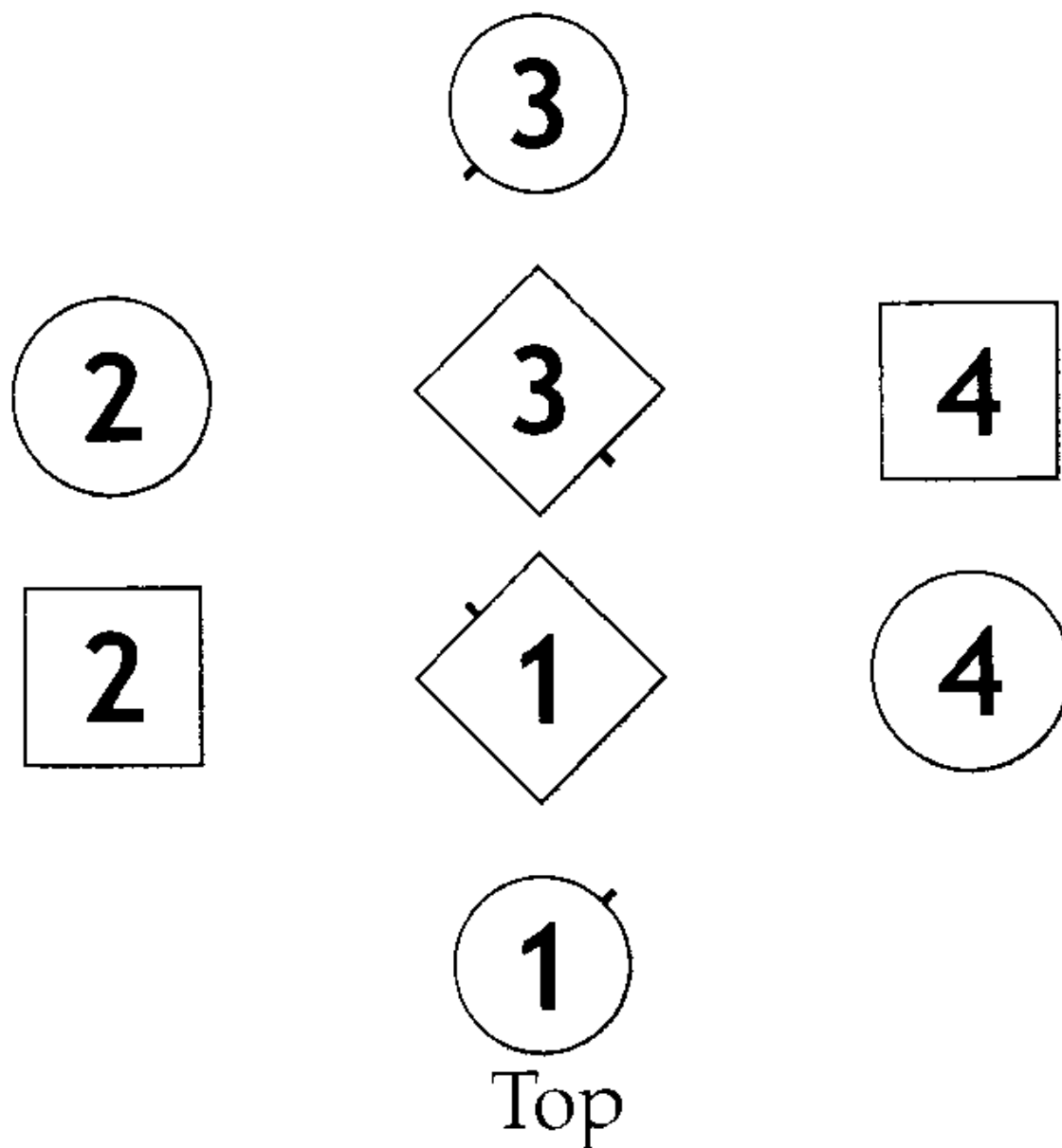
Video: MacDonald of Keppoch

**MacDonald of Keppoch**

RSCDS Book 49

Medley of 2 x 32 -bar strathspey and 2 x 32-bar reel  
for four couples in a square set

Fig.: End of bar 16



1 – 6 1st and 3rd couples dance the first six bars of rights and lefts, men dancing a polite turn on bar 6, to finish in the middle of the set, back to back with partner, facing the side couples (1st woman facing 2nd woman, 1st man facing 4th man, 3rd woman facing 4th woman, and 3rd man facing 2nd man).

7 – 8 All set.

9 – 16 1st couple with 2nd woman and 4th man, 3rd couple with 2nd man and 4th woman dance reels of four across the set. 1st and 3rd couples finish in a line up and down the middle of the set, women facing each other in the middle (Fig.).

17 – 24 1st and 3rd couples dance a reel of four. 1st and 3rd women pass by the right to begin; all pass by the left at the ends, by the right in the middle and finish in original places facing partner.

25 – 26 All set.

27 – 30 All, giving right hands, turn partner one and a quarter times.

31 – 32 All four couples, in promenade hold, dance on one place anti-clockwise.

Repeat in strathspey time from new positions, finishing opposite original places. Repeat twice more in reel time and finish in original places.

Devised by Chris Ronald, New York Branch.

The title of the dance refers to the clan of which the Ronald family is a sept.

---

Video: On The Quarter-Deck

### **On The Quarter-Deck**

Scottish Country Dances from THE HARBOUR CITY.

A 32 bar hornpipe for 2 couples in a 4 couple longwise set.

1 – 4 1st couple set once and cross over giving right hands.

5 – 8 1st couple set once and turn with right hands just over halfway round.

9 – 12 1st couple and 2nd man dance right hands across once

round.

13 – 16 1st couple and 2nd woman dance left hands across once round.

17 – 20 1st woman, followed by her partner, dances down the middle for two steps, both turn right about and 1st man, followed by his partner, dances back up the middle.

21 – 24 1st man casts down behind 2nd woman and crosses over into 2nd man's place while 1st woman dances up the middle and casts down behind 2nd woman to finish in 2nd woman's place. 2nd couple move up on bars 23 and 24.

25 – 32 2nd and 1st couples dance right and left.

Repeat, having passed a couple.

“On the Quarter-deck” was devised by Iain Boyd.

---

Video: The Northern Lights

### **The Northern Lights**

TAC Silver Anniversary

3 x 32 Bar Strathspey

1 – 4 1st Man and 2nd Lady set to each other advancing, then turn each other with both hands (3/4 turn) to finish back to back in the centre, Man facing down, Lady facing up (they release hands and pivot right about on Bar 4 – i.e. Bob Campbell's “Birl” from Frae A' The Airts) Meanwhile: 2nd Man and 1st Lady dance around anticlockwise to finish facing their partner in a line up & down in the centre of the dance

5 – 8 2nd and 1st couples set to partners and turn with both hands to finish on own side of the dance, 1st couple now in 2nd place, 2nd couple in 1st place

9 – 16 1st couple repeat Bars 1 – 8 with 3rd couple. On bars

15 and 16 they turn with both hands finishing in position ready for Allemande. On bar 16, 2nd couple (at top) dance in to position for Allemande.

17 – 24 2nd, 3rd and 1st couples dance Allemande

25 – 28 1st and 2nd couples (top and bottom) dance Half Rights and Lefts; WHILE the 3rd couple (in 2nd place) set and cross over giving Right hands

29 – 32 All 3 couples set and cross to own sides giving Right hand to partner

Repeat with new top couple

Dedicated to the Ladies of Prince George, B.C.  
Devised by Chas. F. Dobie of Carisbrooke S.C.D.C.

NOTE: The following note appears in the back of Glasgow Assembly and other Scottish Country Dances by Bob Campbell (Fifth Printing, 1990):

“THE BOURREL

This progression, first used in Campsie Glen, also appears in The Northern Meeting and Frae A' The Airts and was originally known as the Birl. As birling, in its strict sense, does not occur in our dancing the term Bourrel has been substituted.”

---

Video: The Reel of the Royal Scots

**The Reel of the Royal Scots**

Leaflet – No.7

(Reel)

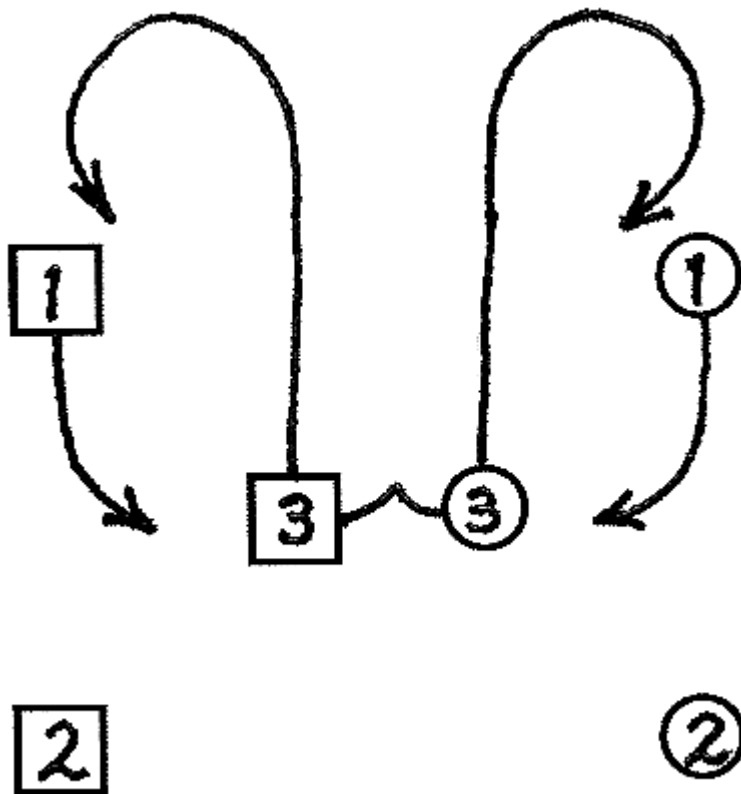


Fig – Bar 16

1 – 2 1st and 2nd women turn with the left hand, while 1st and 2nd men turn with the right hand, 1st couple finishing back to back in the centre of the set in second place.

3 – 4 2nd, 1st and 3rd couples set as in double triangles.

5 – 6 1st and 3rd women turn with the right hand, while 1st and 3rd men turn with the left hand to change places.

7 – 8 2nd, 3rd and 1st couples set as in double triangles.

9 – 16 1st couple followed by 3rd couple, dance up between the 2nd couple and cast off, then dance down to third place and cast up to second place, 3rd couple finishing in original places. (1st and 3rd couples join nearer hands with partner on every occasion when dancing up or down in the centre). (Fig.).

17 – 24 1st couple turn first corners with right hands. 1st couple pass each other by the right shoulder.

1st couple turn second corners with right hands.

1st couple passing right shoulders cross to second place on own sides.

25 – 32 2nd, 1st and 3rd couples six hands round and back.

Repeat, having passed a couple.

Devised by Roy Goldring to celebrate the 350th Anniversary of The Royal Scots (The Royal Regiment) in 1983.

TACNotes:'

17-24 Corners dance for 4 bars.

---

## Dances for March 20, 2023

Video: The Royal Deeside Railway

**The Royal Deeside Railway** (Reel)

RSCDS Book 40 – No. 9

1 – 4 1st couple, without giving hands, dance down, cross below 3rd couple and cast up to finish in the middle of the set facing 2nd woman. 2nd couple step up on bars 3-4.

5 – 8 1st couple and 2nd woman dance right hands across once round.

9 – 12 1st couple and 2nd man dance left hands across once round. 1st couple finish in the middle of the set facing up, with the woman in front of the man.

13 – 16 With 1st woman leading, 1st couple dance up and cast off on own sides round 2nd couple to finish in the middle of the set facing 3rd man.

17 – 20 1st couple and 3rd man dance right hands across once round.

21 – 24 1st couple and 3rd woman dance left hands across once round. 1st couple finish in the middle of the set facing down, with the woman in front of the man.

25 – 28 With 1st woman leading, 1st couple dance down and cast up on own sides round 3rd couple to second place.

29 – 32 All three couples turn with the right hand once round.

Repeat, having passed a couple.

Devised in 1987 by Ron Arrowsmith, Vancouver for the Kerrisdale Community Centre Scottish Country Dance Class.

Tune: On the Fiddle (Copyright J. Hornsby)

TACNotes:'

5–12 1st woman is ahead of her partner in both 'wheels'. 1st cpl finish in middle below 2nd cpl – approximately at 2nd position.

17–24 1st woman is again ahead of partner in both 'wheels', 1st cpl finish in middle at 2nd place, above 3rd cpl.

---

Video: Hana Strathspey

### **Hana Strathspey**

RSCDS Tokyo Branch, 25th Anniversary Dances

A 32-bar strathspey for three couples in a four-couple longwise set

1 – 8 1st couple, giving right hands, cross between 2nd couple, cast round 3rd couple on opposite sides and, giving right hands, cross between 3rd couple, and cast round 2nd couple to own sides.

9 – 16 1st, 2nd and 3rd couples, turn with the right hand and



turn with the  
left hand.

17 – 24 1st and 2nd couples dance helix.

17-18 1st and 2nd couples set advancing and pass by the left shoulders to finish in centre back to back.

19-20 1st and 2nd couples, pulling right shoulders back, cast round partners dancing towards own places.

21-24 1st and 2nd couples, giving right hands to partners, turn halfway and, retaining partner's hand, dance right hands across halfway.

25 – 32 2nd, 1st and 3rd couples dance six hands round and back.

Devised by Alex Gray, 22 March 2009

Recommended tune: Hana by Rentaro Taki (1879 – 1903)

For the Tokyo Branch of RSCDS to celebrate 25 years dancing and more to come (especially for Hiroko for the musical inspiration and Tom for organizing the event).

---

Video: It's all right

### **It's all right**

RSCDS Second Book of Graded Scottish Country Dances

32-bar jig for three couples in a four-couple longwise set

1 – 4 1st, 2nd and 3rd couples set and, giving right hands, cross over to finish facing clockwise.

5 – 8 1st, 2nd and 3rd couples chase halfway to finish in the order 3,2,1 on own sides.

9 – 16 3rd, 2nd and 1st couples repeat bars 1-8 to finish in original places.

17 – 24 1st couple lead down the middle and up.

25 – 32 1st couple set and, giving right hands, cross over, cast off one place and, giving right hands, cross to second place on own sides. 2nd couple step up on bars 29-30.

Repeat, having passed a couple.

Devised by Elma See.

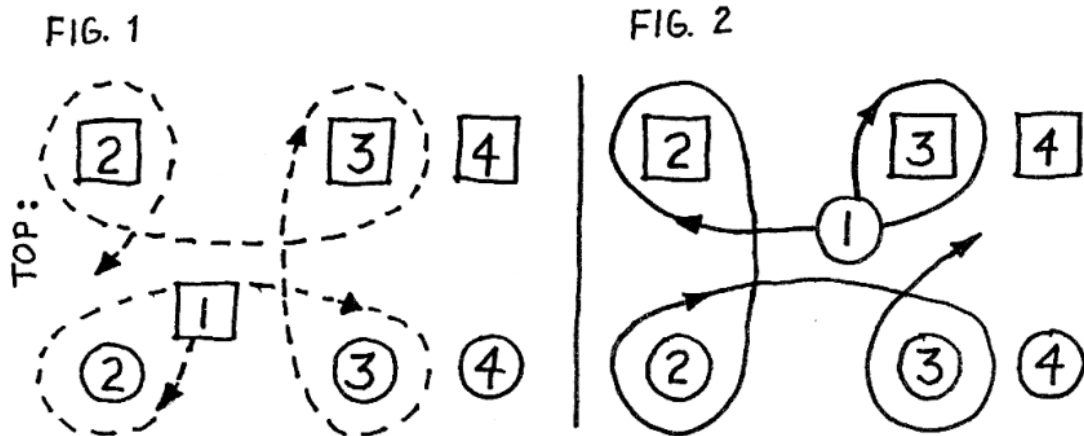
For those who forget which is their 'right' hand.

---

Video: Mairi's Wedding

### MAIRI'S WEDDING

TWENTY-TWO SCOTTISH COUNTRY DANCES by James B. Cosh and TWO OTHERS



(N.B. Dancing couple passing left shoulder in centre.)

1 – 4 First couple turn with right hand and cast one place on own side. (Second couple move up.)

5 – 8 Then turn with left hand to corners.

9 – 12 First couple dance half reel of four with first corners. (The corners changing places.)

13 – 16 First couple dance half reel of four with second corners.

17 – 20 First couple dance half reel of four with first

corners, (Who are now on the other side.)

21 – 24 First couple dance half reel of four with second corners.

25 – 32 Reels of three across, the woman with second couple and the man with third couple.

33 – 40 Six hands round and back.

Fig. 1 shows pattern danced by first woman. Fig. 2 shows pattern danced by first man.

---

## Dances for March 13, 2023

Video: The Scallywag

### **The Scallywag**

RSCDS Book 51

40-bar jig for three couples in a four-couple longwise set

1 – 4 1st couple dance in towards each other almost to touch shoulders and cast off one place. 2nd couple step up on bars 3 – 4.

5 – 8 1st couple, giving left hands, turn one and a quarter times to face first corners.

9 – 12 1st couple set to first corners and, giving right hands, turn to finish 1st woman facing 2nd woman and 1st man facing 3rd man.

13 – 16 All dance half reels of three across the set, passing left shoulders to begin and finishing in lines of three facing up and down the set.

17 – 20 Taking hands, all advance and retire.

21 – 24 1st couple dance round each other by the right shoulder to finish facing third corners (second corner person in partner's first corner position).

25 – 32 Repeat bars 9 – 16 from new positions. 2nd and 3rd couples finish the half reels of three on own sides facing in, while 1st couple finish facing each other up and down the set.

33 – 34 1st couple set advancing and take right hands.

35 – 36 1st woman turns under her partner's right arm while setting (pulling back her right shoulder) as 1st man sets moving slightly towards the women's side. They finish side by side in the middle of the set, facing up, 1st woman on her partner's left, retaining right hands.

37 – 40 1st couple lead up, cross over above 2nd couple, and cast off to second place on own sides.

Repeat, having passed a couple.

On the last two bars of the second time through, 1st couple cast to the bottom of the set.

Devised by Jennifer P Kelly, RSCDS San Francisco Branch, February 1997.

An appropriately flirtatious dance devised to honour Mikkel Thompson on reaching his half century.

---

Video: Friendships

### **Friendships**

Jennie Miller, RSCDs Third Book of Graded SCDs

32-bar strathspey for four couples in a four-couple longwise set

1 – 4 1st couple dance down between 2nd couple and cast up one place; 3rd couple dance down between 4th couple and cast up one place.

5 – 8 1st and 2nd couples, 3rd and 4th couples dance four hands once round to the left.

9 – 12 2nd couple dance up between 1st couple and cast off one place; 4th couple dance up between 3rd couple and cast off one place.

13 – 16 1st and 2nd couples, 3rd and 4th couples dance four hands once round to the right.

17 – 20 1st and 2nd couples set and dance right hands across halfway.

21 – 24 1st and 3rd couples set and dance left hands across halfway.

25 – 28 1st and 4th couples set and dance right hands across halfway.

29 – 32 2nd, 3rd, 4th and 1st couples set and, giving right hands to partner, cross over.

Repeat from new positions.

Devised by Jennie Miller, New Zealand Branch.

The movements and involvement of all the dancers in this dance depict the interaction with special and more casual friends when dancing a Scottish country dance.

---

Video: Follow Me Home

**Follow Me Home**

RSCDS Book 38 – No. 3

1 – 8 1st couple set and, giving right hands, cross over and cast off one place on opposite sides. 1st couple, giving left hands, turn to join right hands with first corners in balance in line position. 2nd couple step up on bars 5-6.

9 – 10 1st couple and first corners balance in line.

11 – 16 Releasing left hands with partner, 1st couple turn first corners halfway. 1st couple, followed closely by first corners, dance clockwise halfway round the set, passing behind second corners. 1st couple dance in to join right hands with partner and left hands with second corners. 3rd woman finishes in 1st man's place and 2nd man finishes in 3rd woman's place.

17 – 18 1st couple and second corners balance in line.

19 – 24 Releasing left hands with partner, 1st couple turn second corners halfway. 1st couple, followed closely by second corners, dance anticlockwise halfway round the set, passing behind 1st corners. 1st couple pass each other by the left to finish in second place on opposite sides facing out. 3rd man finishes in 1st woman's place and 2nd woman finishes in 3rd man's place. All are on opposite sides in the order 3, 1, 2.

25 – 28 3rd , 1st and 2nd couples dance half reels of three on the sides, 3rd and 1st men and 1st and 2nd women passing by the left to begin.

29 – 32 2nd, 1st and 3rd couples set and, giving right hands to partners, cross over.

Repeat, having passed a couple.

Devised by Ellie Briscoe, Alexandria, Virginia.

Original tune: Miss Catherine Stewart, Pettyvaich (William Marshall)

The Manual of Scottish Country Dancing:

Bars 11-16 The half turns should be completed in one bar to ensure the corners finish in new place. Similarly for bars

19-24.

TACNotes:'

11-16 1st cpl half turn corners, on bar 11, & release hands. Corners follow closely without going back through corner position.

19-24 Bar 19 as well as bar 11 above.

---

Video: On the quarter-Deck

### **On the quarter-Deck**

Scottish Country Dances from THE HARBOUR CITY.

A 32 bar hornpipe for 2 couples in a 4 couple longwise set.

1 – 4 1st couple set once and cross over giving right hands.

5 – 8 1st couple set once and turn with right hands just over halfway round.

9 – 12 1st couple and 2nd man dance right hands across once round.

13 – 16 1st couple and 2nd woman dance left hands across once round.

17 – 20 1st woman, followed by her partner, dances down the middle for two steps, both turn right about and 1st man, followed by his partner, dances back up the middle.

21 – 24 1st man casts down behind 2nd woman and crosses over into 2nd man's place while 1st woman dances up the middle and casts down behind 2nd woman to finish in 2nd woman's place. 2nd couple move up on bars 23 and 24.

25 – 32 2nd and 1st couples dance right and left.

Repeat, having passed a couple.

“On the Quarter-deck” was devised by Iain Boyd.

---

Video: Tap the Barrel

### **Tap the Barrel**

Sue Burrige, RSCDS Third Graded Book

32-bar reel for three couples in a three couple longwise set

1 – 2 1st woman and 3rd man, giving right hands, change places

3 – 4 1st man and 3rd woman, giving right hands, change places

5 – 6 2nd couple, giving right hands, cross over

7 – 8 3rd, 2nd and 1st couples, giving right hands, turn half way to finish in the middle of the set, facing up in allemande hold.

9 – 16 3rd, 2nd and 1st couples dance an allemande

17 – 20 1st couple set and cast off one place. 2nd couple step down on bars 19-20

21 – 24 3rd couple set and cast up one place. 1st couple step down on bars 23-24

25 – 32 2nd, 3rd and 1st couples dance sixx hands round and back.

Devised by Sue Burrige, London Branch

The title was inspired by the tune The Ale Wife and Her Barrel

---

## **Dances for March 6, 2023**

Video: Mrs Stewart of Fasnacloich



# Mrs Stewart of Fasnacloich

RSCDS Leaflet – No. 18

(Reel)

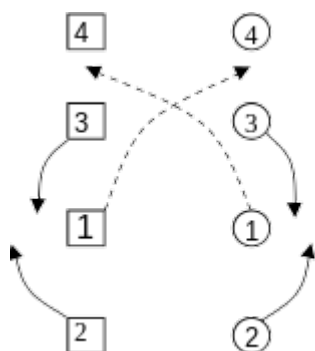


Figure 1 – Bar 9

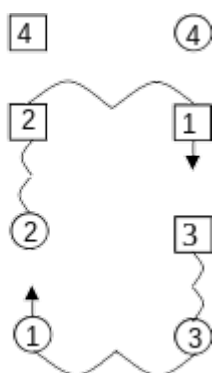


Figure 2 – Bar 28

1 – 4 1st and 2nd couples petronella turn into centre to face partners and set.

5 – 6 1st and 2nd couples turn partners by right hand three-quarters way round, then, retaining partners' hands.

7 – 8 1st and 2nd couples dance right hands across halfway round to finish, 2nd couple in first place and 1st couple in second place, on own sides.

9 – 16 2nd, 1st and 3rd couples dance reels of three on the sides. To begin, 1st couple, giving right hands, cross over to third place. (Fig. 1). 1st couple finish facing second corners; 2nd and 3rd couples dance the long way round into place.

17 – 20 1st couple dance half a diagonal reel of four with second corners. Then 1st couple turn each other by the left hand to face first corners.

21 – 24 1st couple dance half a diagonal reel of four with first corners, passing left shoulders. Then 1st couple pass each other by the left to finish back to back in the centre, 1st man facing up, 1st woman facing down.

25 – 27 1st man dances three hands round with 3rd couple, while 1st woman dances three hands round with 2nd couple.

28 – 30 Releasing left hand, 1st man leads his circle down the women's side, while 1st woman leads her circle up the men's side to form a large circle. Six hands round to the left. (Fig. 2).

31 – 32 All 3 couples set.

TACNotes:'

19-20 1st cpl dance a wide LH turn instead of passing L shoulder.

24 1st cpl pass L shoulder.

25-30 Controlled slip steps. If 1st cpl release LH in the small circles at end of bar 27, then large circle may be formed by end of bar 28.

---

## **Ysobel**

John Drewry, Bankhead Part 5

1973

Strathspey – 3 couples – 32 bars

Tune "Mrs Stewart of Inverugie"

by William Marshall 1st Collection page 35

see also The Athole Collection page 107

1 – 4 1st and 2nd couples dance petronella turns into the middle to face partners and set to partners.

5 – 6 1st and 2nd couples turn partners with the right hand three quarters round and retain hold of hands.

7 – 8 1st and 2nd couples dance right hands across half way round to finish on own sides having changed places. 2nd couple stay facing out.

9 – 16 2nd, 1st and 3rd couples dance reels of three on the sides.

To begin, 2nd couple dance out and down,

1st couple, giving right hands, dance down crossing over to reel on opposite sides,

3rd couple dance out and up.

At the end, 1st couple dance in to finish back to back facing second corners and 2nd and 3rd couples dance the long way round into place.

17 – 20 1st couple dance half a reel of four with second corners. At the end, 1st couple pass each other by the left to face first corners.

21 – 24 1st couple dance half a reel of four with first corners. At the end, 1st couple pass each other by the left to finish back to back in the middle with the man facing up and the woman facing down.

25 – 26 3rd and 2nd couples face diagonally in and 3rd, 1st. and 2nd couples set.

27 – 29 3rd couple and 1st man, and 1st woman and 2nd couple, dance three hands round to the left. At the end, 1st man, releasing his left hand, leads his string down the women's side, while 1st woman, similarly, leads her string up the men's side.

30 – 32 Six hands round to finish on own sides in the order 2,1,3.

Repeat, having passed a couple.

NOTE This dance, devised in 1973, was used by the Publications Committee in that year as the basis for the reel "Mrs Stewart of Fasnacloich" – a dance which has always disappointed me – I do not like left shoulder reels of four and I think that setting should come at the beginning of a phrase rather than at the end. My feeling, for a long time, has been that Mrs Stewart was never the same woman again after she was interfered with by the committee!

I am publishing the dance in its original form in the hope that dancers will enjoy it this way.

---

Video: Follow Me Home

### **Follow Me Home**

RSCDS Book 38 – No. 3

32-bar jig for three couples in a four-couple longwise set

1 – 8 1st couple set and, giving right hands, cross over and cast off one place on opposite sides. 1st couple, giving left hands, turn to join right hands with first corners in balance in line position. 2nd couple step up on bars 5-6.

9 – 10 1st couple and first corners balance in line.

11 – 16 Releasing left hands with partner, 1st couple turn first corners halfway. 1st couple, followed closely by first corners, dance clockwise halfway round the set, passing behind second corners. 1st couple dance in to join right hands with partner and left hands with second corners. 3rd woman finishes in 1st man's place and 2nd man finishes in 3rd woman's place.

17 – 18 1st couple and second corners balance in line.

19 – 24 Releasing left hands with partner, 1st couple turn second corners halfway. 1st couple, followed closely by second

corners, dance anticlockwise halfway round the set, passing behind 1st corners. 1st couple pass each other by the left to finish in second place on opposite sides facing out. 3rd man finishes in 1st woman's place and 2nd woman finishes in 3rd man's place. All are on opposite sides in the order 3, 1, 2.

25 – 28 3rd , 1st and 2nd couples dance half reels of three on the sides, 3rd and 1st men and 1st and 2nd women passing by the left to begin.

29 – 32 2nd, 1st and 3rd couples set and, giving right hands to partners, cross over.

Repeat, having passed a couple.

Devised by Ellie Briscoe, Alexandria, Virginia.

Original tune: Miss Catherine Stewart, Pettyvaich (William Marshall)

The Manual of Scottish Country Dancing:

Bars 11-16 The half turns should be completed in one bar to ensure the corners finish in new place. Similarly for bars 19-24.

TACNotes:'

11-16 1st cpl half turn corners, on bar 11, & release hands. Corners follow closely without going back through corner position.

19-24 Bar 19 as well as bar 11 above.

---

Video: The Deil amang the Tailors

### **The Deil amang the Tailors**

RSCDS Book 14 – No. 7

32-bar reel for three couples in a four-couple longwise set

1 – 4 1st and 2nd couples set to partners and dance right hands across halfway round.

5 – 8 2nd and 1st couples set to partners and dance left hands across halfway round to original places.

9 – 16 1st couple lead down the middle and up to finish in the middle of the set facing up. 2nd couple step in.

17 – 24 1st and 2nd couples dance an allemande.

25 – 32 2nd, 1st and 3rd couples dance six hands round and back.

Repeat, having passed a couple.

Dale's Collection of Reels and Dances c. 1799.

Original tune: The Deil among the Tailors (Gow)

---

Video: Rabbie's Reel

### **Rabbie's Reel**

RSCDS Book 40

(Reel)

1 – 8 1st woman, followed by 2nd, 3rd and 4th women, dances across the top of the set, down behind the men and back to place.

9 – 16 1st man, followed by 2nd, 3rd and 4th men, dances across the top of the set, down behind the women and back to place.

17 – 20 All four women dance round their partners, passing right shoulders, and back to place.

21 – 24 All four men dance round their partners, passing right shoulders, and back to place.

25 – 28 1st couple lead down to fourth place. 2nd, 3rd and 4th couples step up on bars 27 – 28.

29 – 32 All clap (eight claps).

Repeat with a new top couple.

Devised by members of Fife Council Physical Education Visiting Teacher Service for The Fife Scottish Country Dance Festival, 1996.

---

## Dances for February 27, 2023

Video: The Trysting Place

### **The Trysting Place**

RSCDS Book 35 – No. 6

32-bar strathspey for two couples in a four-couple longwise set

1 – 4 1st and 2nd couples set and link.

5 – 8 2nd and 1st couples set and link.

9 – 12 1st woman and 2nd man set and, giving right hands, change places. At the same time, 1st man and 2nd woman, giving right hands, change places and set.

13 – 16 Repeat bars 9-12 back to original places.

17 – 24 1st and 2nd couples dance right hands across and left hands back to finish in a line of four up and down the middle of the set, women facing down and men facing up.

25 – 32 1st and 2nd couples dance a Highland schottische poussette.

Repeat, having passed a couple.

Devised by Iain Boyd, New Zealand Branch, 1985.

Original tune: The Duchess of Gordon's New Strathspey (Robert Mackintosh)

Inscribed to Mary Murray of Vancouver, BC, whose home in Tryst Road, Falkirk was opposite the traditional site of the Falkirk Tryst, where cattle drovers from the Highlands, Lowlands and the north of England met to buy and sell their livestock and produce.

TACNotes:'

31-32 On bars 7-8 of poussette figure, cpls turn 2H, using travelling steps – all starting on R foot.

---

Video: Follow Me Home

### **Follow Me Home**

RSCDS Book 38 – No. 3

32-bar jig for three couples in a four-couple longwise set

1 – 8 1st couple set and, giving right hands, cross over and cast off one place on opposite sides. 1st couple, giving left hands, turn to join right hands with first corners in balance in line position. 2nd couple step up on bars 5-6.

9 – 10 1st couple and first corners balance in line.

11 – 16 Releasing left hands with partner, 1st couple turn first corners halfway. 1st couple, followed closely by first corners, dance clockwise halfway round the set, passing behind second corners. 1st couple dance in to join right hands with partner and left hands with second corners. 3rd woman finishes in 1st man's place and 2nd man finishes in 3rd woman's place.

17 – 18 1st couple and second corners balance in line.

19 – 24 Releasing left hands with partner, 1st couple turn second corners halfway. 1st couple, followed closely by second



corners, dance anticlockwise halfway round the set, passing behind 1st corners. 1st couple pass each other by the left to finish in second place on opposite sides facing out. 3rd man finishes in 1st woman's place and 2nd woman finishes in 3rd man's place. All are on opposite sides in the order 3, 1, 2.

25 – 28 3rd , 1st and 2nd couples dance half reels of three on the sides, 3rd and 1st men and 1st and 2nd women passing by the left to begin.

29 – 32 2nd, 1st and 3rd couples set and, giving right hands to partners, cross over.

Repeat, having passed a couple.

Devised by Ellie Briscoe, Alexandria, Virginia.

Original tune: Miss Catherine Stewart, Pettyvaich (William Marshall)

The Manual of Scottish Country Dancing:

Bars 11-16 The half turns should be completed in one bar to ensure the corners finish in new place. Similarly for bars 19-24.

TACNotes:'

11-16 1st cpl half turn corners, on bar 11, & release hands. Corners follow closely without going back through corner position.

19-24 Bar 19 as well as bar 11 above.

---

Video: MISS CATHERINE ANN

**MISS CATHERINE ANN**

David Queen, The Queen Collection

32 Bar Strathspey for a 3 couple set

1 – 4 1st and 2nd men and 1st and 2nd ladies, set and 'mirror

link' ie. ladies pulling back right shoulders and men pulling back left shoulders.

5 – 8 1st couple dance half a figure of eight round 2nd couple, crossing up to begin.

9 – 12 1st and 3rd couples set and 'mirror link' ie.1st man and 3rd lady pulling back right shoulders, 1st lady and 3rd man pulling back left shoulders.

13 – 16 1st couple dance half a figure of eight round 3rd couple, crossing up to begin.

17 – 20 All 3 couples petronella turn into the centre of the set and set to partners.

21 – 24 All turn partners halfway with both hands and damce a petronella turn back out to own sidelines.

25 – 32 All 3 couples flow into a circle round and back.

Start again with a new couple at the top.

For my wife Cathy.

---

Video: MAIRI'S WEDDING

### **MAIRI'S WEDDING**

TWENTY-TWO SCOTTISH COUNTRY DANCES by James B. Cosh and TWO OTHERS

(N.B. Dancing couple passing left shoulder in centre.)

1 – 4 First couple turn with right hand and cast one place on own side. (Second couple move up.)

5 – 8 Then turn with left hand to corners.

9 – 12 First couple dance half reel of four with first corners. (The corners changing places.)

13 – 16 First couple dance half reel of four with second corners.

17 – 20 First couple dance half reel of four with first corners, (Who are now on the other side.)

21 – 24 First couple dance half reel of four with second corners.

25 – 32 Reels of three across, the woman with second couple and the man with third couple.

33 – 40 Six hands round and back.

---

Video: RABBIE'S REEL

### **RABBIE'S REEL**

RSCDS Book 40

(Reel)

1 – 8 4th woman, followed by 2nd, 3rd and 4th women, dances across the top of the set, down behind the men and back to place.

9 – 16 1st man, followed by 2nd, 3rd and 4th men, dances across the top of the set, down behind the women and back to place.

17 – 20 All four women dance round their partners, passing right shoulders, and back to place.

21 – 24 All four men dance round their partners, passing right shoulders, and back to place.

25 – 28 1st couple lead down to fourth place. 2nd, 3rd and 4th couples step up on bars 27 – 28.

29 – 32 All clap (eight claps).

Repeat with a new top couple.

Devised by members of Fife Council Physical Education Visiting Teacher Service for The Fife Scottish Country Dance Festival, 1996.

---

## Dances for February 13, 2023

Video: Miss Catherine Ann

### **Miss Catherine Ann**

David Queen, The Queen Collection

32 Bar Strathspey for a 3 couple set

1 – 4 1st and 2nd men and 1st and 2nd ladies, set and 'mirror link' ie. ladies pulling back right shoulders and men pulling back left shoulders.

5 – 8 1st couple dance half a figure of eight round 2nd couple, crossing up to begin.

9 – 12 1st and 3rd couples set and 'mirror link' ie. 1st man and 3rd lady pulling back right shoulders, 1st lady and 3rd man pulling back left shoulders.

13 – 16 1st couple dance half a figure of eight round 3rd couple, crossing up to begin.

17 – 20 All 3 couples petronella turn into the centre of the set and set to partners.

21 – 24 All turn partners halfway with both hands and dance a petronella turn back out to own sidelines.

25 – 32 All 3 couples flow into a circle round and back.

Start again with a new couple at the top.

For my wife Cathy.

---

Video: The Ratcatcher's Reel

### **The Ratcatcher's Reel**

David Queen, The Queen Collection, Vol. 1

32 bar Reel for 3 couples in a 4 couple set

1 – 4 1st and 2nd couples set and mirror link, ie. Men link by the left and Ladies link by the right.

5 – 8 1st, 2nd & 3rd couples dance half a reel of three on the sides, 1st couple dancing in and down to begin, 2nd couple out and down and 3rd couple out and up.

9 – 12 3rd and 1st couples set and mirror link ie. Men link by the left and ladies link by the right.

13 – 16 1st, 3rd & 2nd couples dance half a reel of three on the sides, 1st couple dancing out and down to begin, 3rd couple in and down and 2nd couple out and up.

17 – 18 1st man and 3rd man dance half a turn with the right hand, while 1st lady and 3rd lady dance half a turn with the left hand.

19 – 20 1st man and 2nd man dance half a turn with the left hand, while 1st lady and 2nd lady dance half a turn with the right hand.

21 – 24 1st and 2nd couples dance half a figure of eight, 1st couple casting down and 2nd couple crossing up to begin.

25 – 32 1st and 2nd couples dance an allemande starting by dancing a right hand turn into allemande hold facing up using the first two bars (as in the knot) and continuing to dance a normal two couple allemande.

This dance was devised for David Rye from West Wales who lists among his many talents and professions, the role of Ratcatcher.

---

Video: It's all right

### **It's all right**

RSCDS Second Book of Graded Scottish Country Dances

32-bar jig for three couples in a four-couple longwise set

1 – 4 1st, 2nd and 3rd couples set and, giving right hands, cross over to finish facing clockwise.

5 – 8 1st, 2nd and 3rd couples chase halfway to finish in the order 3,2,1 on own sides.

9 – 16 3rd, 2nd and 1st couples repeat bars 1-8 to finish in original places.

17 – 24 1st couple lead down the middle and up.

25 – 32 1st couple set and, giving right hands, cross over, cast off one place and, giving right hands, cross to second place on own sides. 2nd couple step up on bars 29-30.

Repeat, having passed a couple.

Devised by Elma See.

For those who forget which is their 'right' hand.

---

No Video

### **Longtown Rant**

Evelyn Ramwell, The Second Kirkbrae Collection

A 32 bar reel for 3 couples in a 4 couple set.

Tune: 'Bill & Betty Galbraith' (Donald Ridley) or any good reel.

1 – 4 1st couple dance down the middle for two steps, release hands & set to partner.

5 – 8 1st couple dance up and cast to corners. 2nd couple step up on bars 7 & 8.

9 – 12 1st couple turn 1st corner by the Right hand, pass partner by the Right shoulder to face 2nd corner. (Corners dance four bar turns.)

13 – 16 1st couple turn 2nd corner by the Right hand, (corners dance four bar turns), 1st couple cross to 2nd place own side, passing Right shoulder, and face out, ready for:

17 – 24 Reels of 3 on own sides, 1st lady dancing down, 1st man up, passing Right shoulders to begin.

25 – 32 2nd, 1st & 3rd couples dance six hands round & back.

Repeat having passed a couple.

---

No Video

### **Raccoon Ramble**

Susie Langdon Kass, Let's All Dance, Too

32/R/3 couple set by Susie Langdon Kass (1996)

San Francisco Branch

1 – 8 1st couple dance a figure of eight around 2nd couple, crossing down to begin.

9 – 16 1st couple cross with right hands and cast off one place; cross with left hands and cast off to 3rd place. 2nd couple move up on bars 3-4 and 3rd couple move up on bars 7-8 of the phrase.

17 – 24 3rd and 1st couples dance rights and lefts.

25 – 32 2nd, 3rd and 1st couples circle 6 hands round and

back.

Repeat from new places.

Music: Any good reel

Notes: An easy dance for 3 couples in which only the 1st couple start, and the dance ends with a circle. For teaching purposes, the rights and lefts in bars 17-24 may be replaced with right hands across and left hands back, set and cross right and set and cross back for 3 couples, or promenade for 3 couples or any other appropriate, non-progressive, formation. If there is a 4th couple the last circle is 8 hands round and back.

The name of the dance came to mind one night when some raccoons came into my back yard while I was preparing the lesson for my class. (SLK)