

Dances for March 25, 2024

Video: The Dean Bridge of Edinburgh

The Dean Bridge of Edinburgh

RSCDS Book 23 – No. 4

32-bar strathspey for three couples in a four-couple longwise set

1 – 4 1st and 2nd couples set and link.

5 – 8 1st and 3rd couples set and link.

9 – 12 2nd, 3rd and 1st couples advance one step and retire one step and, giving both hands to partners, half turn to face partners in the middle of the set.

13 – 16 2nd, 3rd and 1st couples set and cast by the right to opposite sides. 2nd couple face each other, 3rd couple face down and 1st couple face up.

17 – 18 2nd couple, giving right hands cross over. 3rd and 1st women, 3rd and 1st men, giving right hands, change places.

19 – 20 2nd man and 1st woman, 2nd woman and 1st man, giving left hands, change places. 3rd couple, giving left hands, cross over.

Finish in the order 1,2,3, 1st couple on opposite sides.

21 – 24 1st and 2nd couples set and link. 1st couple finish back to back in the middle of the set facing opposite sides.

25 – 28 1st man with 2nd and 3rd women, 1st woman with 2nd and 3rd men advance one step and retire one step. 1st couple advance one step and turn right about to face in. 2nd and 3rd couples advance one step and turn right about to finish back to back facing own sides. (Note)

29 – 32 2nd, 1st and 3rd couples repeat bars 25 to 28, 1st

couple, giving right hands on bars 31-32, to cross to second place on own sides.

Repeat, having passed a couple.

Devised by Alec Hay, Auckland, New Zealand.

Original Tune: The Dean Bridge of Edinburgh (Traditional)

Note: The deviser did not intend that hands be given in bars 25-28.

Video: Jeannie o' the Witchin' E'e

Jeannie o' the Witchin' E'e

RSCDS: Scottish Dances collected by Mary Isdal MacNab
(Jig)

1 – 4 1st woman advances to partner and sets to him.

5 – 6 1st woman dances round behind 2nd man and faces him.
Fig. 1.

7 – 8 1st woman sets to 2nd man

9 – 12 1st woman gives right hand to partner then left hand to 2nd man and all three set twice.

13 – 16 1st man turns his partner under his right arm to finish in allemande position facing 2nd woman. 2nd couple step up on bars 15-16.

17 – 22 1st couple dance a figure of eight round 2nd couple, passing 2nd woman with right shoulder to begin. Fig. 2.

23 – 24 1st man turns his partner under his right arm to finish back to back in the middle of the set, 1st man facing 2nd woman and 1st woman facing 2nd man, ready for a reel of four.

25 – 32 1st and 2nd couples dance a reel of four across the dance, 1st couple finish facing each other in the middle having passed each other with right shoulders.

33 – 40 1st couple set twice then turn one and a half times with the right hand to finish on own sides in second place.

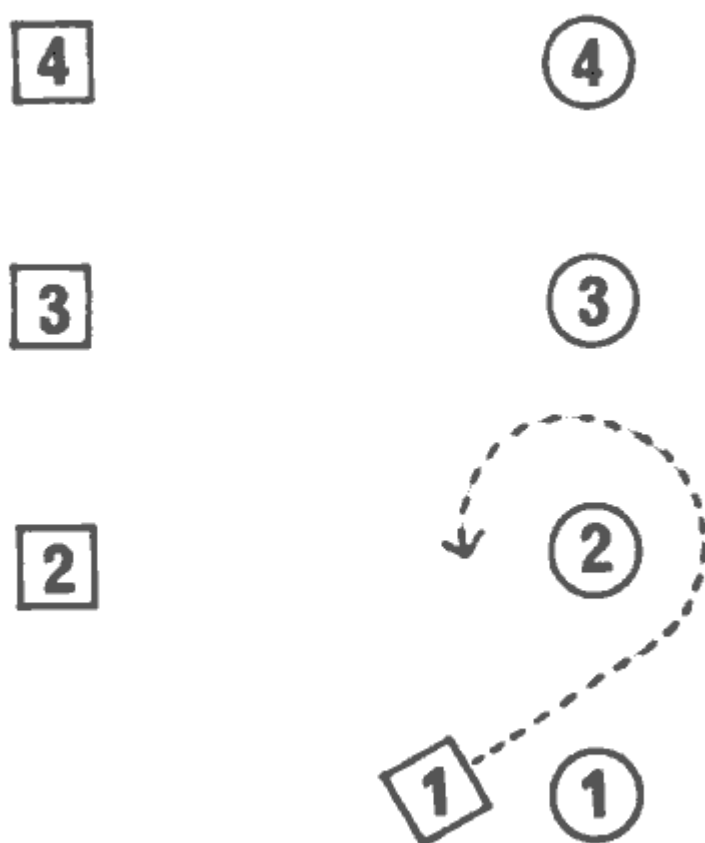
Repeat having passed a couple

Dedicated to my friend Miss Jean Milligan

Collected originally in Ayrshire but gifted by Mrs Fassiefern Bain of Vancouver, late of Appin, daughter of the Rev. W. Stewart, Nether Lochaber

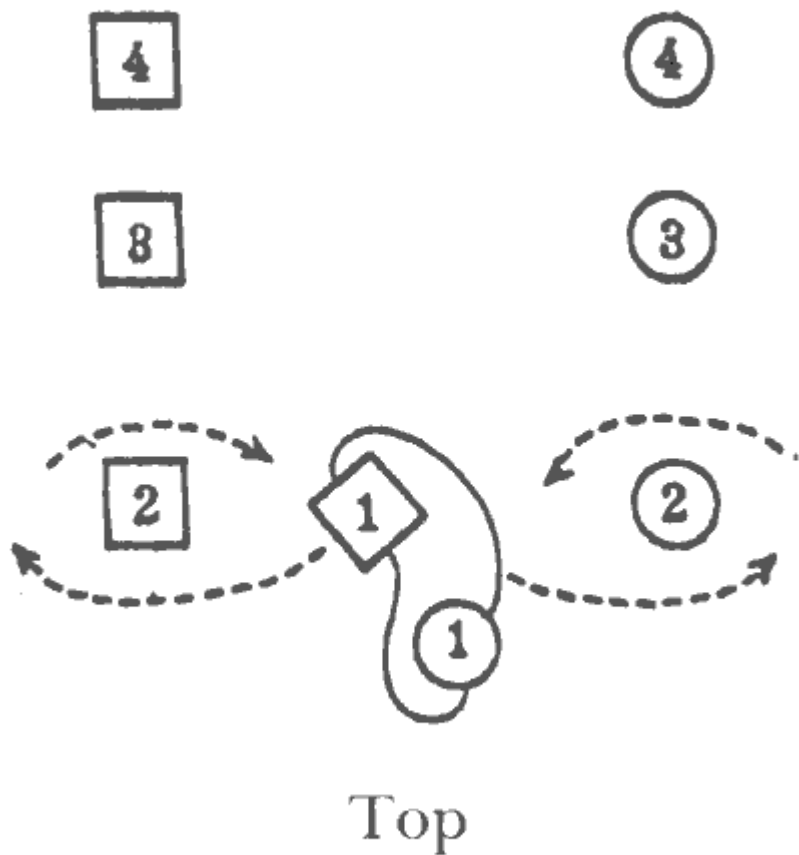
RSCDS: Scottish Dances collected by Mary Isdal MacNab

Fig. 1



Top

Fig. 2



Dances for April 3, 2023

Video: Miss Milligan's Strathspey

Miss Milligan's Strathspey

RSCDS Leaflet – No. 20

Fig. 1
Bar 9

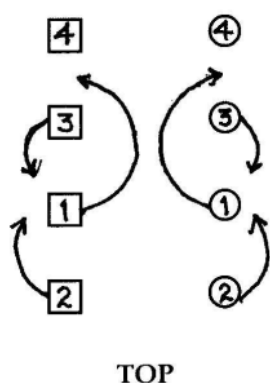


Fig. 2
Bar 21

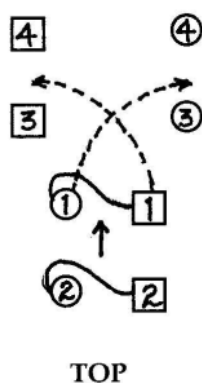


Fig. 3
Bar 26

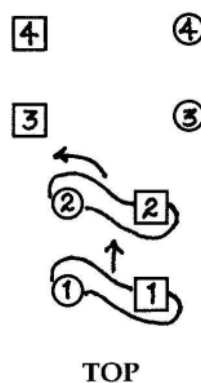
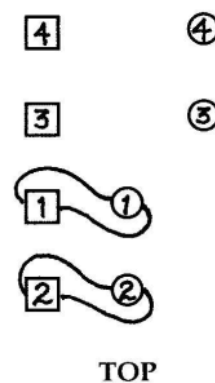


Fig. 4
Bar 28



1 – 4 1st and 2nd couples dance four hands round to finish, 1st couple facing down, 2nd couple facing up, nearer hands joined.

5 – 6 1st and 2nd couples set. On the second step, 1st couple turn towards each other to face up.

7 – 8 1st couple cast off to second place, while 2nd couple dance up to first place and face out.

9 – 16 2nd, 1st and 3rd couples dance reels of three on own sides, all joining nearer hands with partner where possible. (Fig. 1). 2nd and 3rd couples turn the long way round to places.

17 – 18 2nd, 1st and 3rd couples set.

19 – 20 2nd and 1st couples turn partners by the left hand halfway round, to finish facing down the dance.

21 – 24 1st couple, followed by 2nd couple, lead down, cross over below 3rd couple (Fig. 2) and cast up to original place.

Progression: "The Knot"

25 – 26 1st and 2nd couples turn partners halfway round by right hand to finish in the centre, facing down, the woman turning clockwise under her partner's arm to allemande position. (Fig. 3).

27 – 28 2nd couple, followed by 1st couple, dance up the woman's side of the dance to positions as in Fig. 4.

29 – 32 2nd and 1st couples turn partners by the left hand to own sides.

Video: The Galloping Carousel

The Galloping Carousel

25 DANCES FOR 25 YEARS, RSCDS Ottawa Branch, 1991

32 bar jig for 4 couples

The dance tells the story of painted horses on a carousel who tire of prancing in endless circles and dream of breaking away to gallop freely. But even in their dreams they always return to the carousel.

1 – 4 1st couple with 2nd couple, and 3rd couple with 4th couple, dance right hands across once round, ending with 1st woman and 4th man facing out.

5 – 8 1st woman, followed by her partner, dances behind the women's side of the dance into fourth place on opposite sides, while 4th man, followed by his partner, dances behind the men's side into first place on opposite sides.

9 – 12 Top two couples and bottom two couples dance right hands across once round, ending with 4th man and 1st woman facing out.

13 – 16 4th man, followed by his partner, dances behind the women's side of the dance back to place, while 1st woman, followed by her partner, dances behind the men's side back to places, ending with the 1st couple facing down the dance and 4th couple facing up. On bar 16, 2nd couple faces up and 3rd faces down.

17 – 20 On the sidelines, 1st and 2nd couples set and change

places right hands, while 3rd and 4th couples do likewise.

21 – 24 On the sidelines, 1st and 4th couples set and change places left hands. (The order is now 2, 4, 1, 3.)

25 – 28 4th couple dances up between 2nd couple and casts back down to second place, while 1st couple dances down between 3rd couple and casts back up to third place.

29 – 32 All four couples turn partners once round back to places with right hands.

Devised by John de Chastelain

Music: “Killearn”, or “Genevieve’s Jig”, Music for Book 32

Video: The Scallywag

The Scallywag

RSCDS Book 51

40-bar jig for three couples in a four-couple longwise set

1 – 4 1st couple dance in towards each other almost to touch shoulders and cast off one place. 2nd couple step up on bars 3 – 4.

5 – 8 1st couple, giving left hands, turn one and a quarter times to face first corners.

9 – 12 1st couple set to first corners and, giving right hands, turn to finish 1st woman facing 2nd woman and 1st man facing 3rd man.

13 – 16 All dance half reels of three across the set, passing left shoulders to begin and finishing in lines of three facing up and down the set.

17 – 20 Taking hands, all advance and retire.

21 – 24 1st couple dance round each other by the right

shoulder to finish facing third corners (second corner person in partner's first corner position).

25 – 32 Repeat bars 9 – 16 from new positions. 2nd and 3rd couples finish the half reels of three on own sides facing in, while 1st couple finish facing each other up and down the set.

33 – 34 1st couple set advancing and take right hands.

35 – 36 1st woman turns under her partner's right arm while setting (pulling back her right shoulder) as 1st man sets moving slightly towards the women's side. They finish side by side in the middle of the set, facing up, 1st woman on her partner's left, retaining right hands.

37 – 40 1st couple lead up, cross over above 2nd couple, and cast off to second place on own sides.

Repeat, having passed a couple.

On the last two bars of the second time through, 1st couple cast to the bottom of the set.

Devised by Jennifer P Kelly, RSCDS San Francisco Branch, February 1997.

An appropriately flirtatious dance devised to honour Mikkel Thompson on reaching his half century.

Video: The Black-Haired Lassie

The Black-Haired Lassie

Let's All Dance, Too

32/R or S/3

by Carolyn Hunt (1993)

San Francisco Branch

1 – 8 1st, 2nd and 3rd couples dance mirror reels of three on the sides. To begin, 1st couple dance in and down, 2nd couple

dance out and up, and 3rd couple dance in and up.

9 – 12 1st couple cross over with right hands and cast off one place. 2nd couple step up on bars 3-4 of the phrase.

13 – 16 1st couple dance a half figure of eight crossing up between 2nd couple to begin.

17 – 20 1st couple turn 1st corners with right hands, then pass partners with right shoulders to approach 2nd corners. Corners use all four steps.

21 – 24 1st couple turn 2nd corners with right hands, then pass partners with right shoulders to own sides of the dance in 2nd place. Corners use all four steps.

25 – 32 2nd, 1st and 3rd couples circle 6 hands round and back.

Repeat from new places.

Music: Any good ree] or strathspey

Note: As a new 1st couple begins at the top, 3rd couple dance up into the reel from 4th place and the former 1st couple step to the bottom.

The black-haired lassie is Julie Osborne, who was in the Stockton beginners' class. (CH)

Video: On The Quarter-Deck

ON THE QUARTER-DECK

Scottish Country Dances from THE HARBOUR CITY.

A 32 bar hornpipe for 2 couples in a 4 couple longwise set.

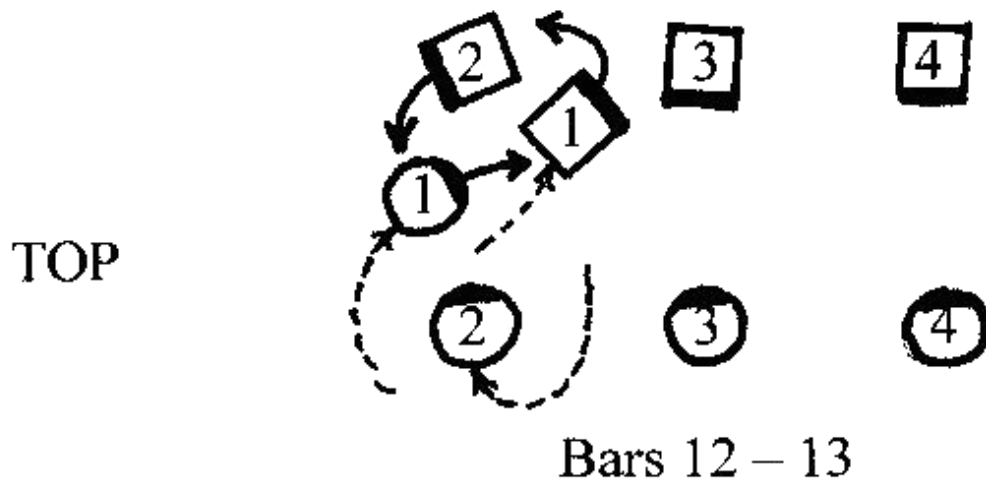
1 – 4 1st couple set once and cross over giving right hands.

5 – 8 1st couple set once and turn with right hands just over

halfway round.

9 – 12 1st couple and 2nd man dance right hands across once round.

13 – 16 1st couple and 2nd woman dance left hands across once round.



17 – 20 1st woman, followed by her partner, dances down the middle for two steps, both turn right about and 1st man, followed by his partner, dances back up the middle.

21 – 24 1st man casts down behind 2nd woman and crosses over into 2nd man's place while 1st woman dances up the middle and casts down behind 2nd woman to finish in 2nd woman's place. 2nd couple move up on bars 23 and 24.

25 – 32 2nd and 1st couples dance right and left.

Repeat, having passed a couple.

"On the Quarter-deck" was devised by Iain Boyd.

Dances for March 27, 2023

Video: The Scallywag

The Scallywag

RSCDS Book 51

40-bar jig for three couples in a four-couple longwise set

1 – 4 1st couple dance in towards each other almost to touch shoulders and cast off one place. 2nd couple step up on bars 3 – 4.

5 – 8 1st couple, giving left hands, turn one and a quarter times to face first corners.

9 – 12 1st couple set to first corners and, giving right hands, turn to finish 1st woman facing 2nd woman and 1st man facing 3rd man.

13 – 16 All dance half reels of three across the set, passing left shoulders to begin and finishing in lines of three facing up and down the set.

17 – 20 Taking hands, all advance and retire.

21 – 24 1st couple dance round each other by the right shoulder to finish facing third corners (second corner person in partner's first corner position).

25 – 32 Repeat bars 9 – 16 from new positions. 2nd and 3rd couples finish the half reels of three on own sides facing in, while 1st couple finish facing each other up and down the set.

33 – 34 1st couple set advancing and take right hands.

35 – 36 1st woman turns under her partner's right arm while setting (pulling back her right shoulder) as 1st man sets moving slightly towards the women's side. They finish side by side in the middle of the set, facing up, 1st woman on her

partner's left, retaining right hands.

37 – 40 1st couple lead up, cross over above 2nd couple, and cast off to second place on own sides.

Repeat, having passed a couple.

On the last two bars of the second time through, 1st couple cast to the bottom of the set.

Devised by Jennifer P Kelly, RSCDS San Francisco Branch, February 1997.

An appropriately flirtatious dance devised to honour Mikkel Thompson on reaching his half century.

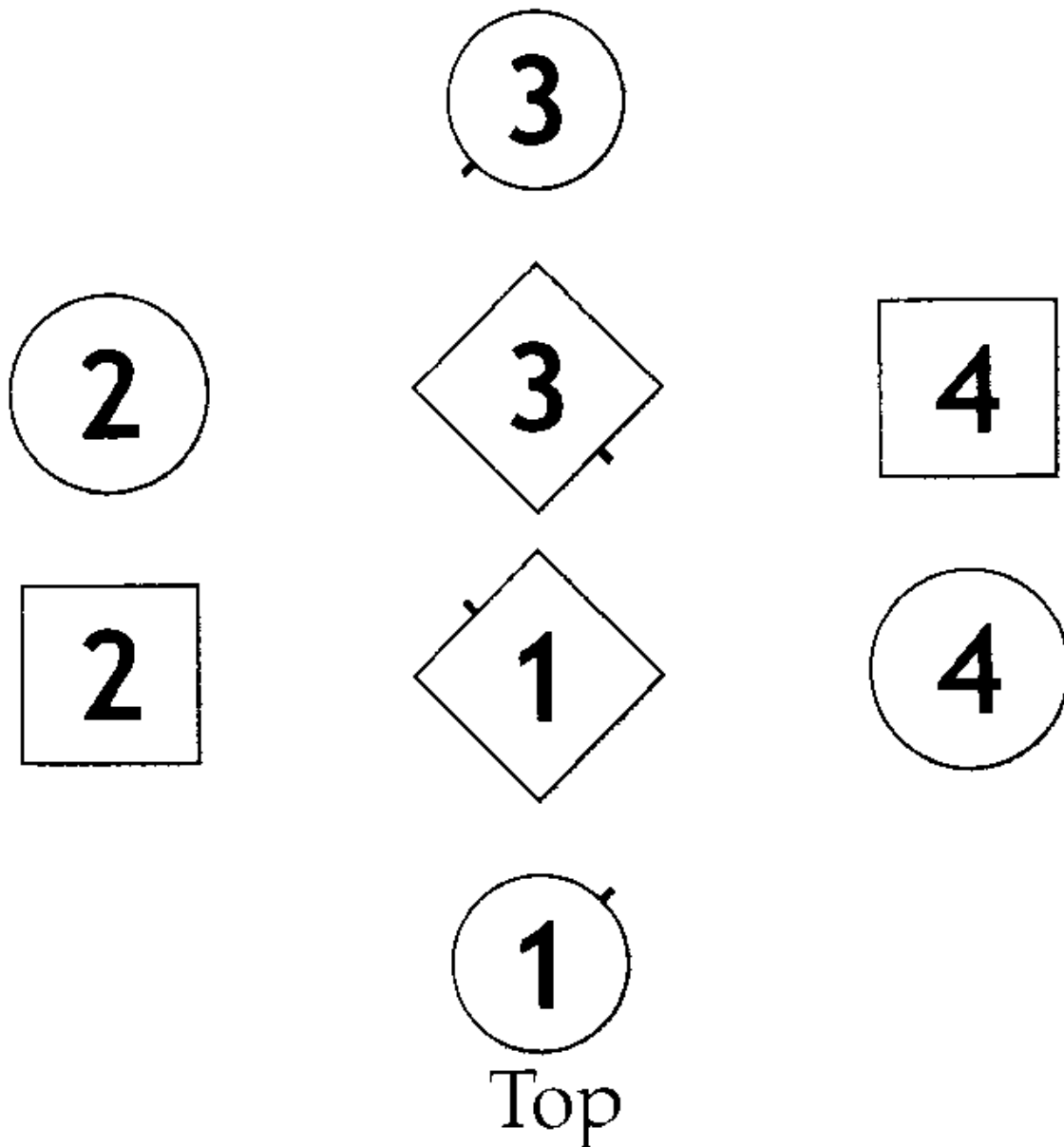
Video: MacDonald of Keppoch

MacDonald of Keppoch

RSCDS Book 49

Medley of 2 x 32 -bar strathspey and 2 x 32-bar reel
for four couples in a square set

Fig.: End of bar 16



1 – 6 1st and 3rd couples dance the first six bars of rights and lefts, men dancing a polite turn on bar 6, to finish in the middle of the set, back to back with partner, facing the side couples (1st woman facing 2nd woman, 1st man facing 4th man, 3rd woman facing 4th woman, and 3rd man facing 2nd man).

7 – 8 All set.

9 – 16 1st couple with 2nd woman and 4th man, 3rd couple with 2nd man and 4th woman dance reels of four across the set. 1st and 3rd couples finish in a line up and down the middle of the set, women facing each other in the middle (Fig.).

17 – 24 1st and 3rd couples dance a reel of four. 1st and 3rd women pass by the right to begin; all pass by the left at the ends, by the right in the middle and finish in original places facing partner.

25 – 26 All set.

27 – 30 All, giving right hands, turn partner one and a quarter times.

31 – 32 All four couples, in promenade hold, dance on one place anti-clockwise.

Repeat in strathspey time from new positions, finishing opposite original places. Repeat twice more in reel time and finish in original places.

Devised by Chris Ronald, New York Branch.

The title of the dance refers to the clan of which the Ronald family is a sept.

Video: On The Quarter-Deck

On The Quarter-Deck

Scottish Country Dances from THE HARBOUR CITY.

A 32 bar hornpipe for 2 couples in a 4 couple longwise set.

1 – 4 1st couple set once and cross over giving right hands.

5 – 8 1st couple set once and turn with right hands just over halfway round.

9 – 12 1st couple and 2nd man dance right hands across once

round.

13 – 16 1st couple and 2nd woman dance left hands across once round.

17 – 20 1st woman, followed by her partner, dances down the middle for two steps, both turn right about and 1st man, followed by his partner, dances back up the middle.

21 – 24 1st man casts down behind 2nd woman and crosses over into 2nd man's place while 1st woman dances up the middle and casts down behind 2nd woman to finish in 2nd woman's place. 2nd couple move up on bars 23 and 24.

25 – 32 2nd and 1st couples dance right and left.

Repeat, having passed a couple.

"On the Quarter-deck" was devised by Iain Boyd.

Video: The Northern Lights

The Northern Lights

TAC Silver Anniversary

3 x 32 Bar Strathspey

1 – 4 1st Man and 2nd Lady set to each other advancing, then turn each other with both hands (3/4 turn) to finish back to back in the centre, Man facing down, Lady facing up (they release hands and pivot right about on Bar 4 – i.e. Bob Campbell's "Birl" from Frae A' The Airts) Meanwhile: 2nd Man and 1st Lady dance around anticlockwise to finish facing their partner in a line up & down in the centre of the dance

5 – 8 2nd and 1st couples set to partners and turn with both hands to finish on own side of the dance, 1st couple now in 2nd place, 2nd couple in 1st place

9 – 16 1st couple repeat Bars 1 – 8 with 3rd couple. On bars

15 and 16 they turn with both hands finishing in position ready for Allemande. On bar 16, 2nd couple (at top) dance in to position for Allemande.

17 – 24 2nd, 3rd and 1st couples dance Allemande

25 – 28 1st and 2nd couples (top and bottom) dance Half Rights and Lefts; WHILE the 3rd couple (in 2nd place) set and cross over giving Right hands

29 – 32 All 3 couples set and cross to own sides giving Right hand to partner

Repeat with new top couple

Dedicated to the Ladies of Prince George, B.C.

Devised by Chas. F. Dobie of Carisbrooke S.C.D.C.

NOTE: The following note appears in the back of Glasgow Assembly and other Scottish Country Dances by Bob Campbell (Fifth Printing, 1990):

“THE BOURREL

This progression, first used in Campsie Glen, also appears in The Northern Meeting and Frae A’ The Airts and was originally known as the Birl. As birling, in its strict sense, does not occur in our dancing the term Bourrel has been substituted.”

Video: The Reel of the Royal Scots

The Reel of the Royal Scots

Leaflet – No.7

(Reel)

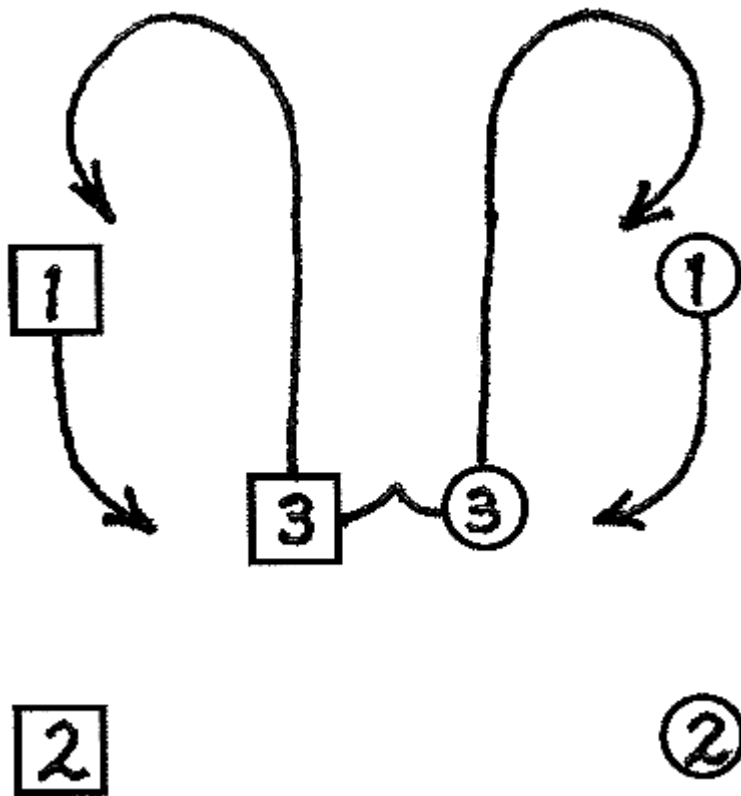


Fig – Bar 16

1 – 2 1st and 2nd women turn with the left hand, while 1st and 2nd men turn with the right hand, 1st couple finishing back to back in the centre of the set in second place.

3 – 4 2nd, 1st and 3rd couples set as in double triangles.

5 – 6 1st and 3rd women turn with the right hand, while 1st and 3rd men turn with the left hand to change places.

7 – 8 2nd, 3rd and 1st couples set as in double triangles.

9 – 16 1st couple followed by 3rd couple, dance up between the 2nd couple and cast off, then dance down to third place and cast up to second place, 3rd couple finishing in original places. (1st and 3rd couples join nearer hands with partner on every occasion when dancing up or down in the centre). (Fig.).

17 – 24 1st couple turn first corners with right hands.

1st couple pass each other by the right shoulder.

1st couple turn second corners with right hands.

1st couple passing right shoulders cross to second place on own sides.

25 – 32 2nd, 1st and 3rd couples six hands round and back.

Repeat, having passed a couple.

Devised by Roy Goldring to celebrate the 350th Anniversary of The Royal Scots (The Royal Regiment) in 1983.

TACNotes:'

17-24 Corners dance for 4 bars.

Dances for March 13, 2023

Video: The Scallywag

The Scallywag

RSCDS Book 51

40-bar jig for three couples in a four-couple longwise set

1 – 4 1st couple dance in towards each other almost to touch shoulders and cast off one place. 2nd couple step up on bars 3 – 4.

5 – 8 1st couple, giving left hands, turn one and a quarter times to face first corners.

9 – 12 1st couple set to first corners and, giving right hands, turn to finish 1st woman facing 2nd woman and 1st man facing 3rd man.

13 – 16 All dance half reels of three across the set, passing left shoulders to begin and finishing in lines of three facing up and down the set.

17 – 20 Taking hands, all advance and retire.

21 – 24 1st couple dance round each other by the right shoulder to finish facing third corners (second corner person in partner's first corner position).

25 – 32 Repeat bars 9 – 16 from new positions. 2nd and 3rd couples finish the half reels of three on own sides facing in, while 1st couple finish facing each other up and down the set.

33 – 34 1st couple set advancing and take right hands.

35 – 36 1st woman turns under her partner's right arm while setting (pulling back her right shoulder) as 1st man sets moving slightly towards the women's side. They finish side by side in the middle of the set, facing up, 1st woman on her partner's left, retaining right hands.

37 – 40 1st couple lead up, cross over above 2nd couple, and cast off to second place on own sides.

Repeat, having passed a couple.

On the last two bars of the second time through, 1st couple cast to the bottom of the set.

Devised by Jennifer P Kelly, RSCDS San Francisco Branch, February 1997.

An appropriately flirtatious dance devised to honour Mikkel Thompson on reaching his half century.

Video: Friendships

Friendships

Jennie Miller, RSCDs Third Book of Graded SCDs

32-bar strathspey for four couples in a four-couple longwise set

1 – 4 1st couple dance down between 2nd couple and cast up one place; 3rd couple dance down between 4th couple and cast up one place.

5 – 8 1st and 2nd couples, 3rd and 4th couples dance four hands once round to the left.

9 – 12 2nd couple dance up between 1st couple and cast off one place; 4th couple dance up between 3rd couple and cast off one place.

13 – 16 1st and 2nd couples, 3rd and 4th couples dance four hands once round to the right.

17 – 20 1st and 2nd couples set and dance right hands across halfway.

21 – 24 1st and 3rd couples set and dance left hands across halfway.

25 – 28 1st and 4th couples set and dance right hands across halfway.

29 – 32 2nd, 3rd, 4th and 1st couples set and, giving right hands to partner, cross over.

Repeat from new positions.

Devised by Jennie Miller, New Zealand Branch.

The movements and involvement of all the dancers in this dance depict the interaction with special and more casual friends when dancing a Scottish country dance.

Video: Follow Me Home

Follow Me Home

RSCDS Book 38 – No. 3

1 – 8 1st couple set and, giving right hands, cross over and cast off one place on opposite sides. 1st couple, giving left hands, turn to join right hands with first corners in balance in line position. 2nd couple step up on bars 5-6.

9 – 10 1st couple and first corners balance in line.

11 – 16 Releasing left hands with partner, 1st couple turn first corners halfway. 1st couple, followed closely by first corners, dance clockwise halfway round the set, passing behind second corners. 1st couple dance in to join right hands with partner and left hands with second corners. 3rd woman finishes in 1st man's place and 2nd man finishes in 3rd woman's place.

17 – 18 1st couple and second corners balance in line.

19 – 24 Releasing left hands with partner, 1st couple turn second corners halfway. 1st couple, followed closely by second corners, dance anticlockwise halfway round the set, passing behind 1st corners. 1st couple pass each other by the left to finish in second place on opposite sides facing out. 3rd man finishes in 1st woman's place and 2nd woman finishes in 3rd man's place. All are on opposite sides in the order 3, 1, 2.

25 – 28 3rd , 1st and 2nd couples dance half reels of three on the sides, 3rd and 1st men and 1st and 2nd women passing by the left to begin.

29 – 32 2nd, 1st and 3rd couples set and, giving right hands to partners, cross over.

Repeat, having passed a couple.

Devised by Ellie Briscoe, Alexandria, Virginia.

Original tune: Miss Catherine Stewart, Pettyvaich (William Marshall)

The Manual of Scottish Country Dancing:

Bars 11-16 The half turns should be completed in one bar to ensure the corners finish in new place. Similarly for bars

19-24.

TACNotes:'

11-16 1st cpl half turn corners, on bar 11, & release hands. Corners follow closely without going back through corner position.

19-24 Bar 19 as well as bar 11 above.

Video: On the quarter-Deck

On the quarter-Deck

Scottish Country Dances from THE HARBOUR CITY.

A 32 bar hornpipe for 2 couples in a 4 couple longwise set.

1 – 4 1st couple set once and cross over giving right hands.

5 – 8 1st couple set once and turn with right hands just over halfway round.

9 – 12 1st couple and 2nd man dance right hands across once round.

13 – 16 1st couple and 2nd woman dance left hands across once round.

17 – 20 1st woman, followed by her partner, dances down the middle for two steps, both turn right about and 1st man, followed by his partner, dances back up the middle.

21 – 24 1st man casts down behind 2nd woman and crosses over into 2nd man's place while 1st woman dances up the middle and casts down behind 2nd woman to finish in 2nd woman's place. 2nd couple move up on bars 23 and 24.

25 – 32 2nd and 1st couples dance right and left.

Repeat, having passed a couple.

"On the Quarter-deck" was devised by Iain Boyd.

Video: Tap the Barrel

Tap the Barrel

Sue Burridge, RSCDS Third Graded Book

32-bar reel for three couples in a three couple longwise set

1 – 2 1st woman and 3rd man, giving right hands, change places

3 – 4 1st man and 3rd woman, giving right hands, change places

5 – 6 2nd couple, giving right hands, cross over

7 – 8 3rd, 2nd and 1st couples, giving right hands, turn half way to finish in the middle of the set, facing up in allemande hold.

9 – 16 3rd, 2nd and 1st couples dance an allemande

17 – 20 1st couple set and cast off one place. 2nd couple step down on bars 19-20

21 – 24 3rd couple set and cast up one place. 1st couple step down on bars 23-24

25 – 32 2nd, 3rd and 1st couples dance sixx hands round and back.

Devised by Sue Burridge, London Branch

The title was inspired by the tune The Ale Wife and Her Barrel