

Dances for April 29, 2024

Video: Falls of Feugh

Falls of Feugh

9 for 90 RSCDS Aberdeen Branch 90th Anniversary

32-bar reel for three couples in a three couple longwise set

1 – 8 1st couple set, dance in towards each other, cast off one place and set advancing to face first corners. 2nd couple step up on bars 5-6.

9 – 12 1st couple, passing first corners by the right, cast round first corner position, pass each other by the right and face second corners.

At the same time first corners, giving right hands half turn to face each other in the middle and pulling back right shoulder dance out to each other's places.

13 – 16 1st couple repeat bars 9-12 with second corners, meet each other in the middle of the set and pulling back right shoulder finish back to back facing second place opposite sides, ready for double triangles.

17 – 24 3rd, 1st and 2nd couples dance double triangles to finish 1st man between 3rd couple at the top facing women's side, 1st woman between 2nd couple facing men's side.

25 – 28 1st man and 3rd couple, 1st woman and 2nd couple dance half reels of three across the set. 1st and 3rd men, 1st and 3rd women pass by the right.

29 – 32 1st couple, giving right hand, turn one and a half times to finish in second place own sides.

Finish in order 3, 1, 2.

Repeat with new top couple.

Following a house move in 2013, I joined the Banchory Scottish Country Dancing Group. The River Feugh, whose falls are a local landmark, joins the River Dee at Banchory. The dance was written partly to encompass a couple of moves which are favourites of Isobel McMillan the teacher of the Banchory group (who was also a recent Chairman of the Aberdeen RSCDS Branch). Those moves – dancing in and casting echo both the slow eddies and faster swirling of the Falls of Feugh.

Devised by Andrew Watt, Aberdeen Branch.

Video: Best Set in the Hall

Best Set in the Hall

RSCDS Book 46

32-bar jig for three couples in a four-couple longwise set

1 – 8 1st couple set and 1st woman, followed by her partner, casts off two places, crosses over below 3rd couple, casts up and dances in to face first corner. 1st man dances up the middle of the set to face his first corner. 2nd couple step up on bars 7-8.

9 – 12 1st couple and first corners set and, 1st couple, pulling back by the right, dance around each other and out to finish in partner's first corner position. At the same time, first corners dance in towards each other and, pulling back by the right, finish back to back in the middle facing own places. (Fig.)

13 – 16 1st couple and first corners set and first corners, pulling back by the right, dance around each other and out to finish in opposite corner's position. At the same time, 1st couple dance towards each other and, pulling back by the right, finish back to back in the middle facing second corners.

17 – 24 1st couple repeat bars 9-16 with second corners and pass each other by the right to finish in second place on opposite sides. 3rd, 1st and 2nd couples face clockwise.

25 – 28 3rd, 1st and 2nd couples dance clockwise halfway round the set.

29 – 32 2nd, 1st and 3rd couples, giving right hands, turn once round.

Repeat, having passed a couple.

Devised by Helen Greenwood, Auckland, New Zealand.

Note: the movement in bars 9-24 was devised by the late Alec Hay.

Notes Compiled by teachers, Summer School , St Andrews 2010
15-16 1st couple turn on the spot.

TACNotes:1-8 1st woman dances straight in on bar 8 to face 1st corner.

Dances for April 22, 2024

Video: The Ruby Celebration Strathspey

The Ruby Celebration Strathspey

A 32 bar Strathspey for 3 couples in a 2 couple set

1 – 8 1s+3s Petronella turn & set; Petronella turn & set. (1)

2 (3)

9 – 16 2s dance Diagonal R&L (2M down, 2L up). 3 2 1

17 – 24 2s+1s dance Bourrel:

17 – 20 2M+1L set advancing, 3/4 turn 2H & twirl to end BtoB (Lady facing up & Man down) while partners chase anticlockwise to face partner

21 – 24 Set to partners & turn 2H own sides having changed places

25 – 32 3s+1s+2s circle 6H round & back

Devised by Anne Thorn in April 2018 for the 40th Helensburgh Weekend School.

Video: J. B. Milne

J. B. Milne

A 32-bar reel for three couples in a four-couple longwise set

1 – 4 1st man and 2nd woman set advancing and, giving right hands, turn once round.

5 – 8 2nd man and 1st woman set advancing and, giving right hands, turn once round.

9 – 12 1st couple set advancing and, giving both hands, turn once round to finish facing the top.

13 – 16 1st couple cast off one place and dance a petronella turn to finish 1st woman between 2nd couple, all facing down, and 1st man between 3rd couple, all facing up. 2nd couple step up on bars 13 – 14.

17 – 20 1st couple set to each other and, giving right hands, turn three-quarters to finish in second place on opposite sides. At the same time, 2nd and 3rd women and 2nd and 3rd men, giving right hands, change places and set to partner.

21 – 24 1st couple set to each other and, giving right hands, turn three-quarters to finish 1st woman between the couple in third place and 1st man between the couple in top place. At

the same time, 3rd and 2nd couples, giving right hands, cross over and set facing on the sides.

25 – 28 1st couple set to each other and, giving right hands, change places. At the same time, 3rd and 2nd women and 3rd and 2nd men, giving right hands, change places and set to partner.

29 – 30 1st woman casts off to second place and 1st man casts up to second place. At the same time, 2nd and 3rd couples, giving right hands, cross over.

31 – 32 2nd, 1st and 3rd couples, taking hands on the side, set.

Repeat having passed a couple.

Devised by Hugh Foss.

Original tune: J. B. Milne by Angus Fitchet.

Source: Angus Fitchet Scottish Dance Album.

Dances for April 15, 2024

Video: Triple Happiness

Triple Happiness

RSCDS Book 52

32-bar strathspey for three couples in a three-couple longwise set

1 – 2 1st couple advance one step, take right hands briefly, and retire one step.

3 – 4 1st couple, giving left hands, turn halfway to finish in the middle facing down.

5 – 8 1st couple, retaining left hands, lead down, cross below

2nd couple and cast up to original places.

9 – 16 1st and 2nd couples dance the knot. On bars 15-16 1st couple, retaining left hands, turn to face first corners. 2nd couple finish in first place.

17 – 20 1st couple dance corners pass and turn with first corners. First corners turn with both hands. 1st couple pass by the right shoulder to finish facing second corners.

21 – 24 1st couple dance corners pass and turn with second corners. Second corners turn with both hands. 1st couple pass by the right shoulder to finish in second place on own sides facing clockwise.

25 – 28 2nd, 1st and 3rd couples chase clockwise halfway round the set.

29 – 32 3rd, 1st and 2nd couples, giving both hands to partner, turn halfway, release hands and, pulling right shoulder back, dance on a curve to own sides of the set.

Finish in order 3, 1, 2.

Repeat from new positions.

Devised by Yoshiki Oyama, RSCDS Tokai Branch, January 2016.

Devised for the Scottish country dance group Mie Scottish Country Dance Family on the occasion of their special ball.

Video: The Royal Deeside Railway

The Royal Deeside Railway (Reel)

RSCDS Book 40

1 – 4 1st couple, without giving hands, dance down, cross below 3rd couple and cast up to finish in the middle of the set facing 2nd woman. 2nd couple step up on bars 3-4.

5 – 8 1st couple and 2nd woman dance right hands across once round.

9 – 12 1st couple and 2nd man dance left hands across once round. 1st couple finish in the middle of the set facing up, with the woman in front of the man.

13 – 16 With 1st woman leading, 1st couple dance up and cast off on own sides round 2nd couple to finish in the middle of the set facing 3rd man.

17 – 20 1st couple and 3rd man dance right hands across once round.

21 – 24 1st couple and 3rd woman dance left hands across once round. 1st couple finish in the middle of the set facing down, with the woman in front of the man.

25 – 28 With 1st woman leading, 1st couple dance down and cast up on own sides round 3rd couple to second place.

29 – 32 All three couples turn with the right hand once round.

Repeat, having passed a couple.

Devised in 1987 by Ron Arrowsmith, Vancouver for the Kerrisdale Community Centre Scottish Country Dance Class.

Tune: On the Fiddle (Copyright J. Hornsby)

TACNotes:'

5–12 1st woman is ahead of her partner in both 'wheels'. 1st cpl finish in middle below 2nd cpl – approximately at 2nd position.

17–24 1st woman is again ahead of partner in both 'wheels', 1st cpl finish in middle at 2nd place, above 3rd cpl.

Dances for April 8, 2024

Video: Best Set in the Hall

Best Set in the Hall

RSCDS Book 46

32-bar jig for three couples in a four-couple longwise set

1 – 8 1st couple set and 1st woman, followed by her partner, casts off two places, crosses over below 3rd couple, casts up and dances in to face first corner. 1st man dances up the middle of the set to face his first corner. 2nd couple step up on bars 7-8.

9 – 12 1st couple and first corners set and, 1st couple, pulling back by the right, dance around each other and out to finish in partner's first corner position. At the same time, first corners dance in towards each other and, pulling back by the right, finish back to back in the middle facing own places. (Fig.)

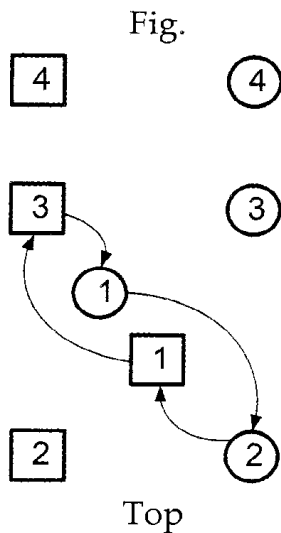
13 – 16 1st couple and first corners set and first corners, pulling back by the right, dance around each other and out to finish in opposite corner's position. At the same time, 1st couple dance towards each other and, pulling back by the right, finish back to back in the middle facing second corners.

17 – 24 1st couple repeat bars 9-16 with second corners and pass each other by the right to finish in second place on opposite sides. 3rd, 1st and 2nd couples face clockwise.

25 – 28 3rd, 1st and 2nd couples dance clockwise halfway round the set.

29 – 32 2nd, 1st and 3rd couples, giving right hands, turn once round.

Repeat, having passed a couple.



For Campbell Mackay of Auckland who, when counting lines, encourages dancers to make up numbers by joining the 'best set in the hall'.

Devised by Helen Greenwood, Auckland, New Zealand.

Note: the movement in bars 9-24 was devised by the late Alec Hay.

Notes Compiled by teachers, Summer School , St Andrews 2010
15-16 1st couple turn on the spot.

TACNotes:1-8 1st woman dances straight in on bar 8 to face 1st corner.

Video: The Piper and the Penguin

The Piper and the Penguin

The Scotia Suite of Scottish Country Dances devised by Roy Goldring

(Reel for Four Couples in a Square Set)

1 – 4 The women dance round their corners, passing in front of them to begin.

5 – 8 The women dance right hands across and remain in the centre.

9 – 12 The women dance round their partners, passing in front of them to begin.

13 – 16 The women dance left hands across and finish in original places.

17 – 32 The men repeat bars 1–16, but dance in front of partners before dancing right hands across, and in front of their corners before dancing left hands across.

33 – 36 1st and 3rd couples, giving right hands, turn partners one and a quarter times.

37 – 40 1st man, followed by his partner, dances between 4th couple and cast back to place. Similarly, 3rd couple dance between 2nd couple and cast back to place.

41 – 48 1st and 3rd couple dance rights and lefts.

49 – 64 2nd and 4th couples repeat bars 33–48, 2nd couple dancing between 1st couple and 4th couple dancing between 3rd couple.

65 – 72 The women dance in and pull back right shoulders (2 bars), dance out (2 bars), and cast clockwise half way round the set to opposite woman's place.

73 – 80 The men repeat bars 65–72, but pull back left shoulders at the end of bar 74, and cast anticlockwise.

81 – 84 All turn partners with the right hand, just over once round, to finish in promenade hold facing anticlockwise.

85 – 88 All promenade halfway round the set. On bar 87, all release right hands and the men lead their partners to original places ready for the bow and curtsy.

Dances for March 25, 2024

Video: The Dean Bridge of Edinburgh

The Dean Bridge of Edinburgh

RSCDS Book 23 – No. 4

32-bar strathspey for three couples in a four-couple longwise set

1 – 4 1st and 2nd couples set and link.

5 – 8 1st and 3rd couples set and link.

9 – 12 2nd, 3rd and 1st couples advance one step and retire one step and, giving both hands to partners, half turn to face partners in the middle of the set.

13 – 16 2nd, 3rd and 1st couples set and cast by the right to opposite sides. 2nd couple face each other, 3rd couple face down and 1st couple face up.

17 – 18 2nd couple, giving right hands cross over. 3rd and 1st women, 3rd and 1st men, giving right hands, change places.

19 – 20 2nd man and 1st woman, 2nd woman and 1st man, giving left hands, change places. 3rd couple, giving left hands, cross over.

Finish in the order 1,2,3, 1st couple on opposite sides.

21 – 24 1st and 2nd couples set and link. 1st couple finish back to back in the middle of the set facing opposite sides.

25 – 28 1st man with 2nd and 3rd women, 1st woman with 2nd and 3rd men advance one step and retire one step. 1st couple advance one step and turn right about to face in. 2nd and 3rd couples advance one step and turn right about to finish back to back facing own sides. (Note)

29 – 32 2nd, 1st and 3rd couples repeat bars 25 to 28, 1st

couple, giving right hands on bars 31-32, to cross to second place on own sides.

Repeat, having passed a couple.

Devised by Alec Hay, Auckland, New Zealand.

Original Tune: The Dean Bridge of Edinburgh (Traditional)

Note: The deviser did not intend that hands be given in bars 25-28.

Video: Jeannie o' the Witchin' E'e

Jeannie o' the Witchin' E'e

RSCDS: Scottish Dances collected by Mary Isdal MacNab
(Jig)

1 – 4 1st woman advances to partner and sets to him.

5 – 6 1st woman dances round behind 2nd man and faces him.

Fig. 1.

7 – 8 1st woman sets to 2nd man

9 – 12 1st woman gives right hand to partner then left hand to 2nd man and all three set twice.

13 – 16 1st man turns his partner under his right arm to finish in allemande position facing 2nd woman. 2nd couple step up on bars 15-16.

17 – 22 1st couple dance a figure of eight round 2nd couple, passing 2nd woman with right shoulder to begin. Fig. 2.

23 – 24 1st man turns his partner under his right arm to finish back to back in the middle of the set, 1st man facing 2nd woman and 1st woman facing 2nd man, ready for a reel of four.

25 – 32 1st and 2nd couples dance a reel of four across the dance, 1st couple finish facing each other in the middle having passed each other with right shoulders.

33 – 40 1st couple set twice then turn one and a half times with the right hand to finish on own sides in second place.

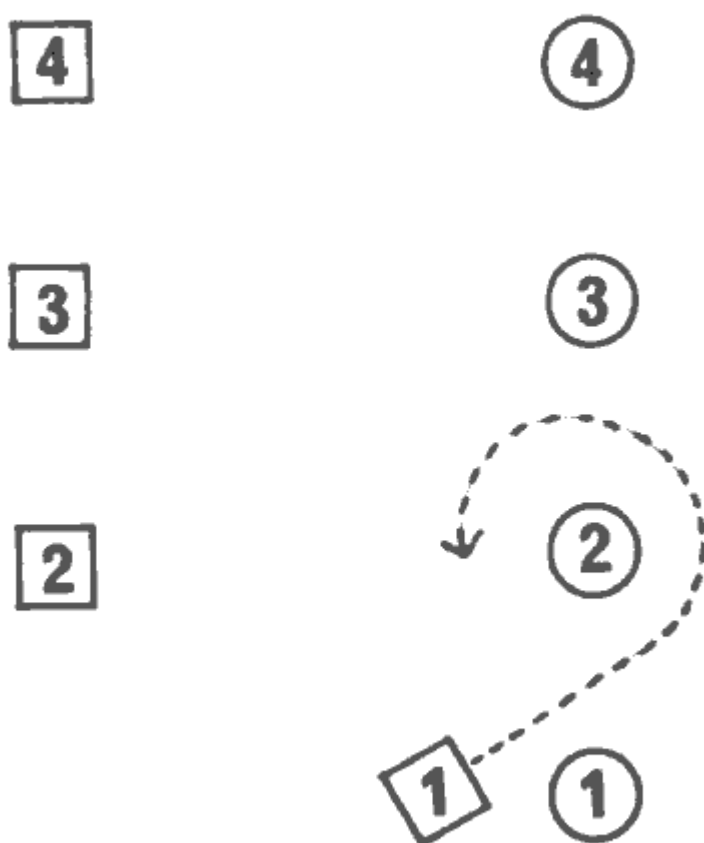
Repeat having passed a couple

Dedicated to my friend Miss Jean Milligan

Collected originally in Ayrshire but gifted by Mrs Fassiefern Bain of Vancouver, late of Appin, daughter of the Rev. W. Stewart, Nether Lochaber

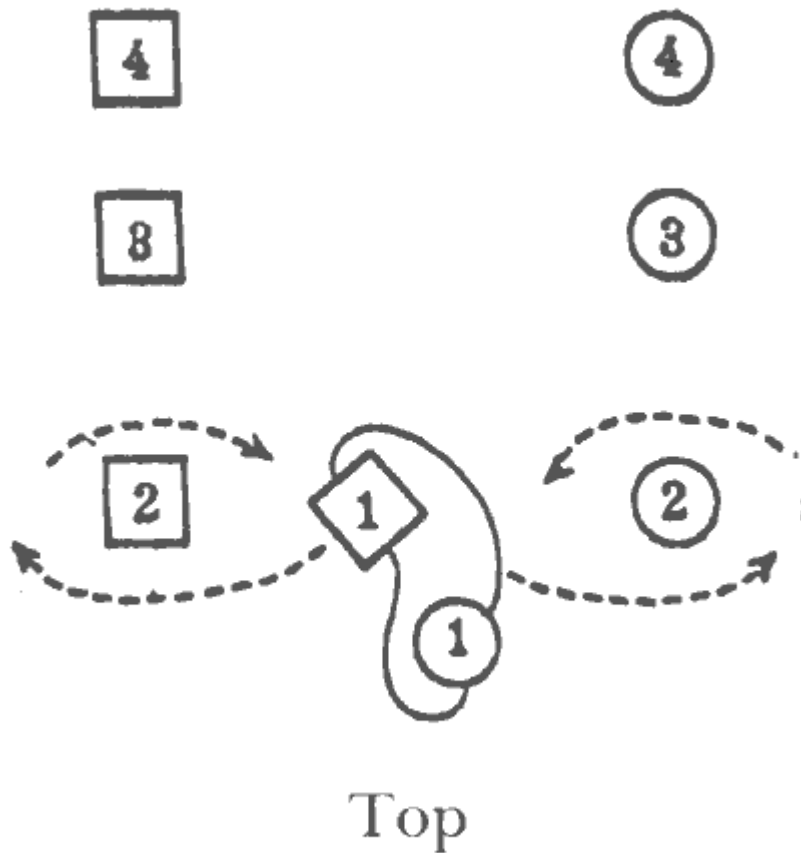
RSCDS: Scottish Dances collected by Mary Isdal MacNab

Fig. 1



Top

Fig. 2



Dances for March 11, 2024

Video: The Ruby Rant

The Ruby Rant

RSCDS Book 49

32-bar reel for three couples in a four-couple longwise set

1 – 8 1st and 2nd couples set and, pulling back by the right, dance two places clockwise. 2nd and 1st couples, giving right hands, cross to own sides. 1st couple remain facing out.

9 – 12 2nd, 1st and 3rd couples dance half reels of three on the sides. 1st man and 2nd man, 1st woman and 3rd woman pass by the right to begin. On bars 11-12, 1st woman, from 3rd woman's place, and 1st man, from original place, dance across to second place on opposite sides and face out.

13 – 16 3rd man and 1st woman, 1st man and 2nd woman, giving right hands, turn once round.

17 – 20 3rd, 1st and 2nd couples dance half reels of three on the sides. 1st woman and 2nd man, 1st man and 3rd woman pass by the left to begin. On bars 19-20, 1st man, from 1st woman's place, and 1st woman, from 3rd man's place, dance across to second place on own sides and face out.

21 – 24 2nd and 1st women, 1st and 3rd men, giving left hands, turn. 1st couple pass by the left to finish back to back in the middle of the set facing opposite sides. 2nd woman and 3rd man dance for four bars.

25 – 26 2nd, 1st and 3rd couples set as in double triangles.

27 – 28 2nd, 1st and 3rd couples set, 1st couple turning right about to face each other in the middle of the set.

29 – 32 1st couple, giving right hands, turn one and a half times to finish in second place on own sides.

Repeat, having passed a couple.

Devised by Francis Walduck, Queensland Branch.

To mark the 40th Australian Winter School in 2015, hosted by Queensland Branch.

Video: THE ELUSIVE MUSE

THE ELUSIVE MUSE
OR, EASILY LED

32 bar jig for a 3 couple set by Tim Wilson, March 5, 2003

1 – 4 1st woman dances around her partner giving right shoulder to finish in the center of the dance, beckoning him to follow.

5 – 8 1st woman, followed closely by 1st man, dances a half reel of three across the dance with 2nd couple, giving left shoulder to 2nd woman to begin. 1st couple finish ready to dance down, woman on man's right. 2nd couple finish in first place.

9 – 16 1st couple dance down the middle for 4 bars with nearer hands joined, on bars 13-14 1st woman dances under their raised arms and in front of her partner (as he dances below her) to switch places and face up, on bars 15-16 they dance up to third place to face 3rd woman.

17 – 20 1st woman, followed closely by 1st man, dances a half reel of three across the dance with 3rd couple, giving right shoulder to 3rd woman to begin.

21 – 24 1st couple dance up with nearer hands and cast off around 2nd couple to finish in second place on opposite side.

25 – 32 2nd, 1st and 3rd couples set and link for three couples twice, as in bars 25-32 of Gang the Same Gate (RSCDS Bk. 36).

Ends 312 ready for a new couple to begin.

Music: "Calliope House" by David Richardson

Note: For Bruce Herbold on the occasion of his 50th birthday. A wonderful teacher, fellow dance deviser, and fish biologist, I had intended to surprise him with a dance on his 49th birthday but the muse was too elusive. This time she stayed just long enough. This dance pays homage to two of his fishy favourites: The Duran Ranger and The Salmonfield Poacher. "Easily Led" is a reference to one of his favourite teaching

exercises which is to brief either the women or the men and have them lead their partners through a dance with non-verbal cues.

Copyright © 2003 by Tim Wilson. All rights reserved. Permission is granted for verbatim reproduction and non-profit distribution of this leaflet provided that this notice remains intact.

Dances for March 4, 2024

Video: THE DANCING BELLS

THE DANCING BELLS

Ann Campbell – Who's Who in Toronto

A 32-bar Jig for three couples in a four-couple set

1 – 8 1st couple set, cast off one place, cross over giving right hands, and cast, 1st man round 3rd woman and 1st woman round 2nd man, to finish 1st woman between 2nd couple facing down and 1st man between 3rd couple facing up. 2nd couple step up on bars 3-4.

9 – 12 1st man with 3rd couple and 1st woman with 2nd couple advance and retire.

13 – 16 1st couple change places up and down giving right hands and cast to the right to finish in second place on opposite sides, while 2nd and 3rd men and 2nd and 3rd women turn giving right hands.

17 – 20 1st man with 2nd and 3rd women, and 1st woman with 2nd and 3rd men, advance and retire.

21 – 24 1st man dances a half figure of eight round second

couple and 1st woman dances a half figure of eight round 3rd couple to finish in second place.

25 – 28 1st man dances right hands across with 3rd couple while 1st woman dances right hands across with 2nd couple. 1st couple pass by the right shoulder.

29 – 32 1st man dances left hands across with 2nd couple while 1st woman dances left hands across with 3rd couple. 1st couple finish in second place.

Repeat from new places.

Devised in October, 2004.

Written to mark significant birthdays of Carole and Ron Bell.

Suggested Music: "The Dancing Bells"

Bobby Brown & The Scottish Accent

Celtic Fire in the Music (Disc 2, Track 2) ;

Video: Bedrule

Bedrule

RSCDS Book XXXIII

(Strathspey)

1–8 1st and 2nd women, and at the same time 1st and 2nd men, turn once round with both hands, opening out on the side lines and continuing into four hands round to the left and then 1st and 2nd couples turn partners once round to finish in the middle of the set, ready for promenade. On bar 8, 3rd couple dance in and take promenade hold.

9–16 1st, 2nd and 3rd couples promenade. On bars 15 – 16, 1st couple cast off to second place, while 2nd couple dance up to first place and 3rd couple return to original place.

17–20 1st and 3rd couples dance right hands across, finishing

on the sidelines.

21–24 1st and 2nd couples dance left hands across, 1st couple finishing in second place facing down.

25–32 2nd, 1st and 3rd couples dance reels of three on the sides. 1st couple begin the reels by giving right shoulder to 3rd couple, and at the end they face down ready to repeat the dance.

Repeat, having passed a couple.

Devised by Betty Grant, Toronto, Ontario, 1984, in memory of her great, great grandmother Elizabeth Turnbull Dickson who left her home, Bedrule, near Jedburgh, in 1834 to emigrate to Canada.

The Manual of Scottish Country Dancing:

Bar 20 1st woman dances into second place on her own side pulling her right shoulder back, to prepare for left hands across.

Bar 24 1st woman dances straight out to second place on her own side, to give right shoulder to 3rd woman as she enters the reels of three.

TACNotes:'

1-8 1st & 2nd cpls stay in the middle at end of bar 6, & flow into the 2H turns.

17-20 On bar 20, 1st woman turns R about into sidelines & faces up ready for LH across.

21-24 On bar 24, 1st woman dances into 2nd place, facing down, to enter reel with 3rd woman.

25-32 1st cpl finish facing down, 3rd cpl facing up, ready for bar 1 of repetition.

Dances for February 26, 2024

Video: SANDS OF MORAR

SANDS OF MORAR

RSCDS Book 45. No. 6

(Strathspey)

1 – 8 1st couple dance a figure of eight round 2nd couple, giving right hands when crossing down from own side and left hands when crossing back.

9 – 16 1st, 2nd and 3rd couples dance reels of three on own sides, joining nearer hands with partner when possible. To begin 1st couple dance in and down, 2nd couple dance out and up and 3rd couple dance in and up. 2nd couple finish facing out.

17 – 20 1st couple turn with both hands once round and, retaining nearer hands, dance down to third place. 2nd couple dance out and up to first place and, joining nearer hands, dance down to second place to finish in the middle behind 1st couple. 3rd couple dance in to give nearer hands (3rd man right hand, 3rd woman left hand) and dance up and out to first place to finish in the middle behind 2nd couple. All three couples are in the middle of the set facing down.

21 – 22 All three couples set.

23 – 24 1st couple cast up to first place, while 2nd couple, following them, cast up to second place and 3rd couple dance down to third place.

25 – 32 1st and 2nd couples dance the tourbillon as follows:

25-26 1st and 2nd couples turn with both hands halfway round. After one bar, 1st man releases his left hand to dance into 2nd woman's place while 1st woman dances into her original place. 2nd woman similarly releases her left hand to dance

into 1st man's place while 2nd man dances into his original place.

27-28 1st couple set to 2nd couple.

29-30 1st and 2nd couples turn with both hands halfway round. After one bar, 1st woman releases her left hand to dance into 2nd man's place while 1st man dances into 2nd woman's place. 2nd man similarly releases his left hand to dance into 1st woman's place while 2nd woman dances into 1st man's place.

31-32 2nd and 1st couples, giving right hands, cross over.

Repeat, having passed a couple.

Devised by Barry Priddey, RSCDS Sutton Coldfield Branch and originally published by Glasgow Branch in The Diamond Jubilee Book (1983).

Tune: Pinky House, Traditional

The Manual of Scottish Country Dancing:

Bars 23-24 1st and 2nd couples must cast quickly so that 3rd couple can dance into place by the end of bar 24.

TACNotes:

23-24 1st cpl, followed by 2nd cpl, must cast quickly to allow 3rd cpl to dance down & short way into places.

27-28 Retain nearer hands with partner at end of bar 28 ready for 2H turn on bar 29.

29-30 At beginning of bar 30, 1st woman & 2nd man draw partners along sidelines with RH, then release to cross set.

Video: ROARING JELLY

ROARING JELLY

Dance devised by Hugh Foss. (Published in Glendarroch Sheet No. 6)

(Jig)

1 – 4 1st couple cross over, giving right hands, and cast off one place (2nd couple move up on 3–4).

5 – 8 Giving right hands again, they cross back and the man casts up one place to go between 2nd couple and the woman casts off one place to go between 3rd couple.

9 – 16 The three couples dance six hands round to the left and back. They take hands in threes at the end of bar 8 and don't let go until the end of bar 16. 2nd and 3rd men – and women – let go of each other at bar 15.

17 – 24 1st couple go up and down the dance, giving right hands, and 1st man dances a figure of eight round 3rd couple, passing 3rd man right shoulder to begin, while 1st woman, passing 2nd woman right shoulder, dances a figure of eight round 2nd couple. 1st couple end in 2nd place, 'wrong' sides.

25 – 30 Reels of three at the sides: to begin, 1st man passes 2nd woman right shoulder and 1st woman 3rd man right shoulder.

31 – 32 1st couple, giving right hands, cross back to own sides, 2nd place.

Repeat, having passed a couple.

Tune: Roaring Jelly, as given in Kerr's Caledonian Collection, p. 18, but with each 8 bars repeated, and Allan's Reels, etc. p. 25.

Dances for February 12, 2024 – Ball Walk-through

Video: The Ferry Louper

The Ferry Louper

24 GRADED and SOCIAL DANCES, Devised by Roy Goldring, Leeds Branch R.S.C.D.S.

32 bar jig for 3 couples

1 – 8 First, second and third couples dance clockwise (chase) round to places.

9 – 16 First and second couples dance right hands across and back with left hands. First couple finish facing out.

17 – 24 First couple cast off two places, dance up the middle and cast off one place. Second couple step up on bars 23 – 24.

25 – 28 Second, first and third couples advance and retire.

29 – 32 Second, first and third couples turn partners with right hands once round.

Repeat having passed a couple.

Recommended tune:- Castle Hill (M.A.J.)

NOTE: The term 'Ferry Louper' is an Orkney expression which refers to someone who lives of the Orkney Islands but who was not born there – i.e. someone who just jumped (or 'loured') onto the ferry and came over.

Video: Rakes of Glasgow

Rakes of Glasgow

RSCDS Book 11 – No. 11

32-bar strathspey for three couples in a four-couple longwise set

1 – 8 1st and 2nd couples dance rights and lefts.

9 – 16 1st couple lead down the middle and up to finish in the middle of the set facing up. 2nd couple step in.

17 – 24 1st and 2nd couples dance an allemande.

25 – 32 2nd, 1st and 3rd couples dance six hands round and back.

Repeat, having passed a couple.

Preston's Twelve Favourite Country Dances, 1806.

Original tune: Rakes of Glasgow (Preston's Twelve Favourite Country Dances, 1806).

Video: The White Cockade

The White Cockade

RSCDS Book 5 – No. 11

32-bar reel for three couples in a four-couple longwise set

1 – 8 1st, 2nd and 3rd couples set and, giving right hands, cross over. They repeat back to places.

9 – 16 1st couple lead down the middle and up to finish in first place in the middle of the set. (Fig.)

17 – 20 1st couple cast off to second place on own sides. 2nd couple step up on bars 19-20.

21 – 24 1st and 3rd couples dance four hands once round to the left.

25 – 32 2nd and 1st couples dance rights and lefts.

Repeat, having passed a couple.

William Campbell: 3rd Book of New and Favourite Country Dances and Strathspey Reels, London c.1782.

Original tune: The White Cockade (Traditional, earliest version Aird 1782 as The Ranting Highlandman)

Video: Up in the Air

Up in the Air

RSCDS Book 20 – No. 2

32-bar strathspey for three couples in a four-couple longwise set

1 – 8 1st couple cast off, dance down behind own lines and cast up to original places. On bar 8, 1st , 2nd and 3rd couples dance in to meet partners and face up.

9 – 16 1st, 2nd and 3rd couples dance a promenade. On bars 15-16, 1st couple cast off one place to finish facing first corners while 2nd couple dance up to first place.

17 – 20 1st couple set to first corners and then to second corners, finishing between them.

21 – 24 2nd, 1st and 3rd couples dance six hands once round to the left.

25 – 28 2nd, 1st and 3rd couples advance and retire.

29 – 32 2nd, 1st and 3rd couples, giving both hands, turn partners to own sides, 1st couple turning one and a half times.

Repeat, having passed a couple.

W Boag: A Collection of Favourite Reels & Strathspeys by the Most Eminent Composers, 1797.

Original tune: Sir George Clark of Pennycuik (Nathaniel Gow)

The Manual of Scottish Country Dancing:

Bar 20 1st couple, pulling back right shoulder, turn between corners ready to begin the circle.

TACNotes:'

8 All 3 cpls dance into position for promenade (2nd & 3rd cpls, L foot).

20 1st cpl use last setting step to turn R about into sidelines.

Video: The Pawling Porch

The Pawling Porch

Moments in Time, 21 Scottish Country Dances devised by Elaine Brunken

32 Bar Reel for 3 couples

1 – 4 1st couple Set and cast off one place. (2nd couple step up on bars 3-4)

5 – 8 1st couple Dance down between 3rd couple and cast up to second place.

9 – 12 1st couple and 1st corners Advance and Retire.

13 – 16 1st couple and 1st corners Turn with the Right Hand.

17 – 20 1st couple and 2nd corners Advance and Retire.

21 – 24 1st couple and 2nd corners Turn with the Right Hand. (1st couple pass Right shoulder to own side.)

25 – 32 2nd, 1st , and 3rd couple dance Circle Round and Back.

Repeat having passed a couple

Devised May 2005, at the Pawling Weekend in Sylvan Lake, New York.

Muriel (Johnstone) and I had a small porch off our cabin, which seemed to become the place everyone stopped for a drink after classes, before

lunch, after lunch, before dinner..... (now there's a surprise!)

Pawling Weekend (run by the New York Branch) and situated 45 miles north of 'the City' is a brilliant weekend. The New York Branch is one of the friendliest, most welcoming groups that I have met in my many travels.

Suggested Tune: The Merrymaking (Traditional)

Video: Beach Dancer

Beach Dancer

A 32 bar Jig for 3 couples in a 4 couple longwise set
For Margaret Blackhall, a teacher at Kamo Club who lives on the coast at Ngunguru.

Devised by Eddy West 2003.

1-4 First couple set and cross giving right hand.

5-8 First couple set to second couple and change places on the side giving left hands (men remain facing out).

9-16 Second and first couples dance a ladies chain, first man finishes facing out. First couple must continue into the next figure without hesitation.

17-20 First man casts down round third lady and crosses to third place, own side then casts up behind third man to second place, first lady follows to own side third place then dances up the middle to second place on own side.

21-24 First and second ladies, and at the same time first and second men, turn giving left hands.

25-32 Second, first and third couples dance reels of three on the sides, first couple passing third couple right shoulder to start.

Repeat having passed a couple

Suggested recorded music "Over the Pond II" – Sound Company CD
"On Track".

Video: The Braes of Breadalbane

The Braes of Breadalbane

RSCDS Book 21. – No. 7.

(Strathspey.)

1 – 4 First couple turn with right hand and cast off one place. Second couple move up.

5 – 8 First couple turn with left hand, the woman casts up, and the man casts down to finish three and three across the dance.

9 – 12 First, second and third couples set twice.

13 – 16 First woman casts down while first man casts up. They turn each other with right hand and finish three and three on own side of dance.

17 – 20 First, second and third couples set twice.

21 – 24 All three couples turn partners with both hands and return to places.

25 – 32 First and second couples dance right and left across and back.

Repeat, having passed a couple.

Tune – The Braes of Breadalbane.

Skillern, 1795.

TACNotes:'

12 1st cpl turn R about, ready to cast.

Video: Postie's Jig

Postie's Jig

A 32-bar jig for four couples in a four-couple longwise set

1 – 2 1st and 4th couples set.

3 – 4 1st couple cast off one place while 4th couple cast up one place. 2nd couple step up to top place while 3rd couple step down to fourth place.

5 – 8 1st couple dance a half figure of eight round 2nd couple while 4th couple dance a half figure eight round 3rd couple.

9 – 12 1st man with 4th man and 1st woman with 4th woman, take nearer hands and cross to the opposite side of the set, the men making an arch for the women to dance under. Give free hand to corner person and turn (i.e. 1st man to 2nd man and 1st woman to 2nd woman etc). Corners finish in places, while 1st couple meet and join nearer hands to face down and 4th couple meet and join nearer hands to face up.

13 – 16 1st couple and 4th couple, with nearer hands joined, change places up and down, the 4th couple making an arch for the 1st couple to dance under. Give free hand to corner person and turn (i.e. 1st man to 3rd man and 1st woman to 3rd woman etc.). Corners finish in places, while 1st and 4th men meet and join nearer hands on own side and 1st and 4th women meet and join hands on own side.

17 – 24 Repeat the pattern of crossing and turning as in bars 9 – 12 and 13 – 16. When changing places across the set the men always make the arch and when changing up and down the set the couple dancing up always make the arch. Finish in the order 2, 1, 4, 3 with the 1st and 4th couples on the opposite side.

25 – 28 1st and 4th couples dance half rights and lefts.

29 – 32 1st and 4th couples turn by the right hand once round to finish in the order 2,4, 1, 3.

Repeat from new positions.

Devised by Roy Clowes.

Original tune: Lassie Come and Dance with Me by Neil Grant.

Source: Ormskirk Scottish Dances Book 5.

Video: Flowers of Edinburgh

Flowers of Edinburgh

RSCDS Book 1 – No. 6

32-bar reel for three couples in a four-couple longwise set

1 – 6 1st woman casts off two places, crosses to the opposite side and dances up behind 2nd and 3rd men to her partner's original place. 1st man follows his partner, crossing over and dancing behind 2nd and 3rd women, and up the middle to his partner's original place.

7 – 8 1st couple set to each other.

9 – 14 1st couple repeat bars 1-6, with 1st man casting off and 1st woman following. 1st couple finish in original places.

15 – 16 1st couple set to each other.

17 – 24 1st couple lead down the middle and up to finish facing each other in the middle of the set with both hands joined. 2nd couple step in.

25 – 32 1st and 2nd couples dance a poussette.

Repeat, having passed a couple.

Kate Hughes' Dancing Book (MS), Dundalk 1867.

Original tune: Flowers of Edinburgh (Traditional)

Dances for February 5, 2024

Video: J. B. Milne

J. B. Milne

A 32-bar reel for three couples in a four-couple longwise set

1 – 4 1st man and 2nd woman set advancing and, giving right hands, turn once round.

5 – 8 2nd man and 1st woman set advancing and, giving right hands, turn once round.

9 – 12 1st couple set advancing and, giving both hands, turn once round to finish facing the top.

13 – 16 1st couple cast off one place and dance a petronella turn to finish 1st woman between 2nd couple, all facing down, and 1st man between 3rd couple, all facing up. 2nd couple step up on bars 13 – 14.

17 – 20 1st couple set to each other and, giving right hands, turn three-quarters to finish in second place on opposite sides. At the same time, 2nd and 3rd women and 2nd and 3rd men, giving right hands, change places and set to partner.

21 – 24 1st couple set to each other and, giving right hands, turn three-quarters to finish 1st woman between the couple in third place and 1st man between the couple in top place. At the same time, 3rd and 2nd couples, giving right hands, cross over and set facing on the sides.

25 – 28 1st couple set to each other and, giving right hands, change places. At the same time, 3rd and 2nd women and 3rd and 2nd men, giving right hands, change places and set to partner.

29 – 30 1st woman casts off to second place and 1st man casts up to second place. At the same time, 2nd and 3rd couples, giving right hands, cross over.

31 – 32 2nd, 1st and 3rd couples, taking hands on the side, set.

Repeat having passed a couple.

Devised by Hugh Foss.

Original tune: J. B. Milne by Angus Fitchet.

Source: Angus Fitchet Scottish Dance Album.

Video: The Waternish Tangle

The Waternish Tangle

8 x 32 Jig

1 – 4 1st couple giving right hands cross down to 2nd place and set. 2nd couple move up on bars 1 and 2.

5 – 8 1st couple giving left hands cross down to 3rd place and set. 3rd couple move up on bars 5 and 6.

9 – 12 1st couple cross giving right hands then change places on the sides with the 3rd couple giving left hands.

13 – 16 2nd and 1st couples cross with the right hands then giving left hands on the sides turn 3/4 to finish in a line across the dance with the women in the middle, right hands joined.

17 – 24 The Targe danced as follows:

17 – 18 1st and 2nd women, in the middle, dance a 3/4 turn while 1st and 2nd men dance anticlockwise round them for a 1/4 of a circle.

19 – 20 1st man and 2nd woman, and at the same time 1st woman and 2nd man, turn once around giving left hands.

21 – 22 1st and 2nd women dance a 3/4 turn giving right hands

while 1st and 2nd men dance anticlockwise round them for a 1/4 of a circle.

23 – 24 1st man and 2nd woman, and at the same time 1st woman and 2nd man, turn giving left hands so that 2nd couple finish in top place and 1st couple finish facing down the dance on opposite sides.

25 – 32 1st couple dance down crossing below 3rd couple, cast up round them, dance up between 2nd couple and cast down to 2nd place on own sides.

Repeat from 2nd place.

Devised by Andrea Barfoot, Isle of Skye Branch.