

# Dances for April 17, 2023

Video: Joie de Vivre

**Joie de Vivre** (Jig)

RSCDS Book 39 – No. 2

1 – 4 1st couple set and cast off to second place. 2nd couple step up on bars 3-4.

5 – 8 Joining nearer hands, 1st couple dance down between 3rd couple and cast up to second place.

9 – 12 2nd, 1st and 3rd couples turn partners with the right hand.

13 – 16 2nd man, followed by 1st and 3rd men, and 3rd woman, followed by 1st and 2nd women, dance clockwise half way round to finish on opposite sides in order 3, 1, 2.

17 – 20 3rd, 1st and 2nd couples dance back to back with partners.

21 – 24 Joining nearer hands on the sides, 3rd, 1st and 2nd couples set and then turn partners half way round with the right hand to finish ready for allemande.

25 – 32 3rd, 1st and 2nd couples allemande.

Repeat, having passed a couple.

Devised by Mrs. I. Van Maarseveen, Pretoria, South Africa for a beginners class and dedicated to Alistair Aitkenhead, Stanley Wilkie, Margo Monteith and Lyn Christie.

Tune: Andersons

TACNotes:'

9-12 Finish bar 12 on sidelines, with 1st & 3rd men facing up & 1st & 2nd women facing down.

---

Video: The Saltire Strathspey

### **The Saltire Strathspey**

RSCDS Book 45. No. 4

(Strathspey)

1 – 4 1st man and 2nd woman, 3rd woman and 4th man turn with both hands one and a half times to change places.

5 – 8 All four men dance left hands across once round. Staying in the middle, all release left hands and, giving right hands to partner, all finish facing anticlockwise, nearer hands joined with partners. (Fig. 1)

9 – 12 All set and link to change places with partners.

13 – 16 All set and link finishing on the sidelines facing partners. (Fig. 2)

17 – 24 All dance reels of four on the sides.

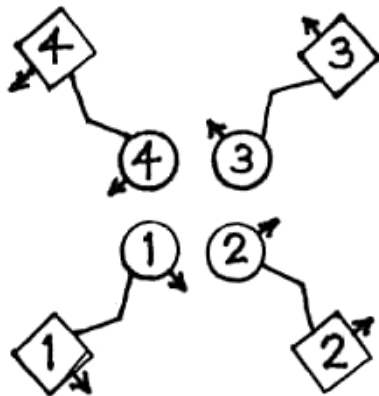
25 – 28 1st woman and 2nd man, 4th woman and 3rd man turn with both hands one and a half times to change places, all finishing on opposite sides in the order 2,1,4,3.

29 – 30 2nd and 3rd couples, giving right hands, cross over while 1st and 4th couples dance left hands across halfway round finishing in the order 2,4,1,3.

31 – 32 All set to partners.

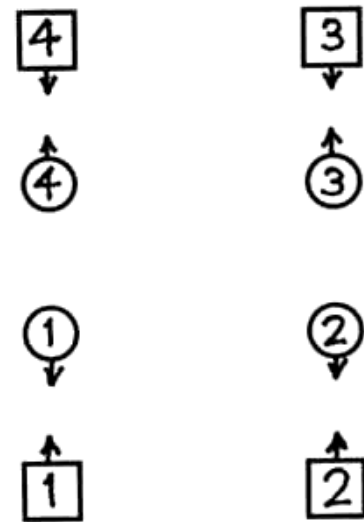
Repeat from new positions.

**Fig. 1**  
end of bar 8



**Top**

**Fig. 2**  
end of bar 16



**Top**

Devised by Barbara Anglin, RSCDS Ottawa Branch and originally published by that branch in A Gatineau Gathering (2001).

Tune: Blinkbonny, George Meikle

TACNotes:'

Bars 1-4 1st man & 4th man finish facing in, anticipating the change of direction on bar 5.

Bars 11-12 Women dance well into middle to prevent spreading of set outwards at bar 16.

Bars 25-28 1st & 4th women finish similarly to bar 4.

Video: ON THE QUARTER-DECK

### **ON THE QUARTER-DECK**

Scottish Country Dances from THE HARBOUR CITY.

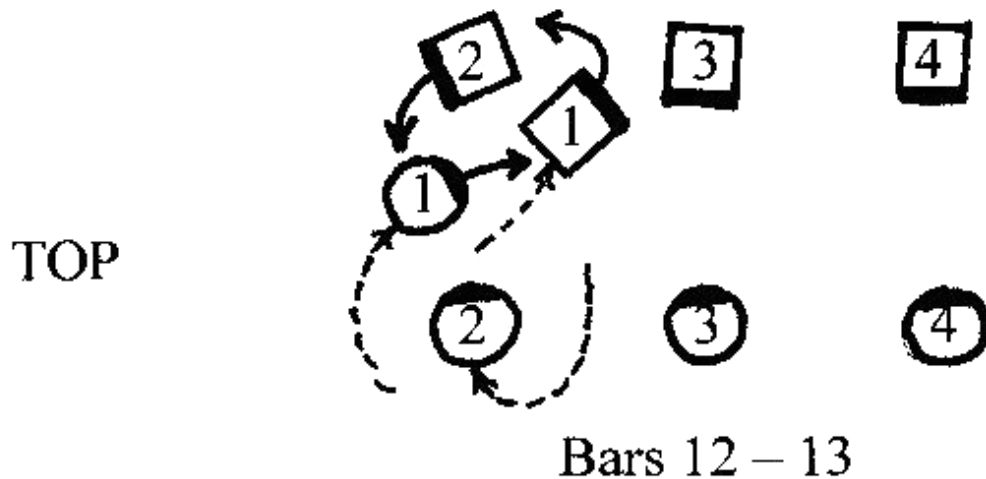
A 32 bar hornpipe for 2 couples in a 4 couple longwise set.

1 – 4 1st couple set once and cross over giving right hands.

5 – 8 1st couple set once and turn with right hands just over halfway round.

9 – 12 1st couple and 2nd man dance right hands across once round.

13 – 16 1st couple and 2nd woman dance left hands across once round.



17 – 20 1st woman, followed by her partner, dances down the middle for two steps, both turn right about and 1st man, followed by his partner, dances back up the middle.

21 – 24 1st man casts down behind 2nd woman and crosses over into 2nd man's place while 1st woman dances up the middle and casts down behind 2nd woman to finish in 2nd woman's place. 2nd couple move up on bars 23 and 24.

25 – 32 2nd and 1st couples dance right and left.

Repeat, having passed a couple.

"On the Quarter-deck" was devised by Iain Boyd.

---

Video: A Wee Nothin'

**A Wee Nothin'**

Moments in Time

32 Bar jig for 2 couples

1 – 8 1st and 2nd couples dance Right Hands across and Left Hands back to place.

9 – 14 1st Lady followed by the 2nd Lady dance across the top of the set, behind the men's line, 1st Lady dances below the 2nd man, and 2nd Lady dances between the two men, and across to their own side, both pull LEFT shoulders back.

15 – 16 1st and 2nd ladies join hands and Set. (Men do not set back)

17 – 22 1st Man followed by the 2nd Man dance across the top of the set, behind the ladies' line, 1st Man dances below the 2nd lady's position, 2nd Man dances between the two ladies, and across to their own side, both pull RIGHT shoulders back.

23 – 24 1st and 2nd Men join hands and Set. (Ladies do not set back)

25 – 32 2nd and 1st couples dance Rights and Lefts.

Devised by Elaine Brunken as a wee warm up dance.

Note: Please include the polite turns at the end of Rights and Lefts, prior to entry to the wheels.

Suggested tune: Miss Hannah of Elgin

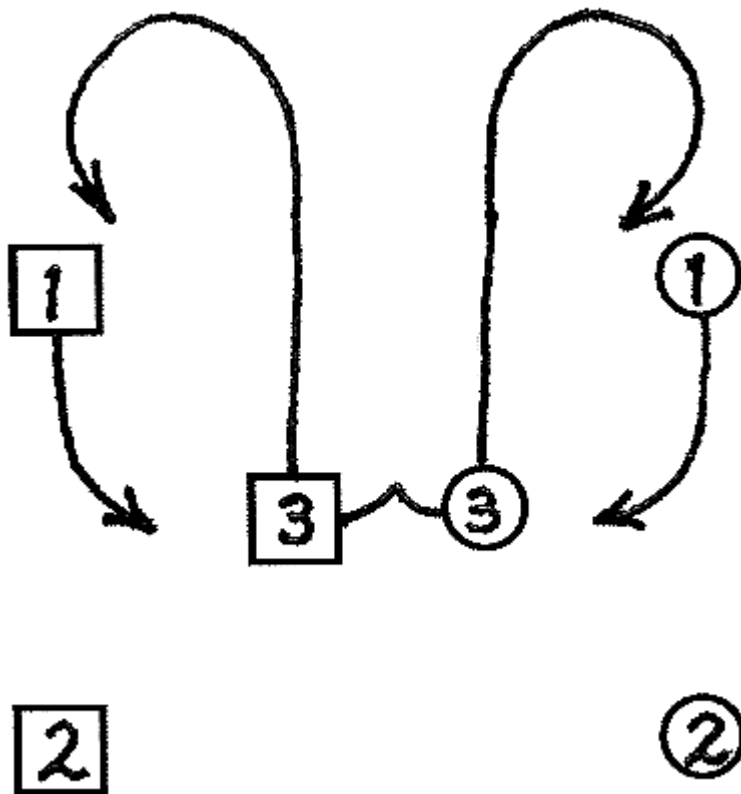
---

Video: The Reel of the Royal Scots

**The Reel of the Royal Scots**

RSCDS Leaflet – No.7

(Reel)



1 – 2 1st and 2nd women turn with the left hand, while 1st and 2nd men turn with the right hand, 1st couple finishing back to back in the centre of the set in second place.

3 – 4 2nd, 1st and 3rd couples set as in double triangles.

5 – 6 1st and 3rd women turn with the right hand, while 1st and 3rd men turn with the left hand to change places.

7 – 8 2nd, 3rd and 1st couples set as in double triangles.

9 – 16 1st couple followed by 3rd couple, dance up between the 2nd couple and cast off, then dance down to third place and cast up to second place, 3rd couple finishing in original places. (1st and 3rd couples join nearer hands with partner on every occasion when dancing up or down in the centre). (Fig.).

17 – 24 1st couple turn first corners with right hands.

1st couple pass each other by the right shoulder.

1st couple turn second corners with right hands.

1st couple passing right shoulders cross to second place on

own sides.

25 – 32 2nd, 1st and 3rd couples six hands round and back.

Repeat, having passed a couple.

Devised by Roy Goldring to celebrate the 350th Anniversary of The Royal Scots (The Royal Regiment) in 1983.

TACNotes:'

17-24 Corners dance for 4 bars.